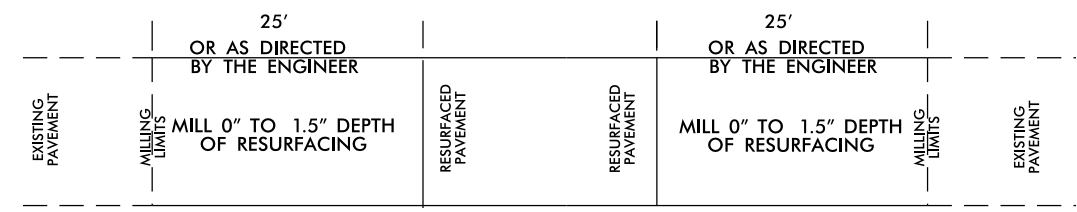


**TYPICAL SECTION NO. 1**

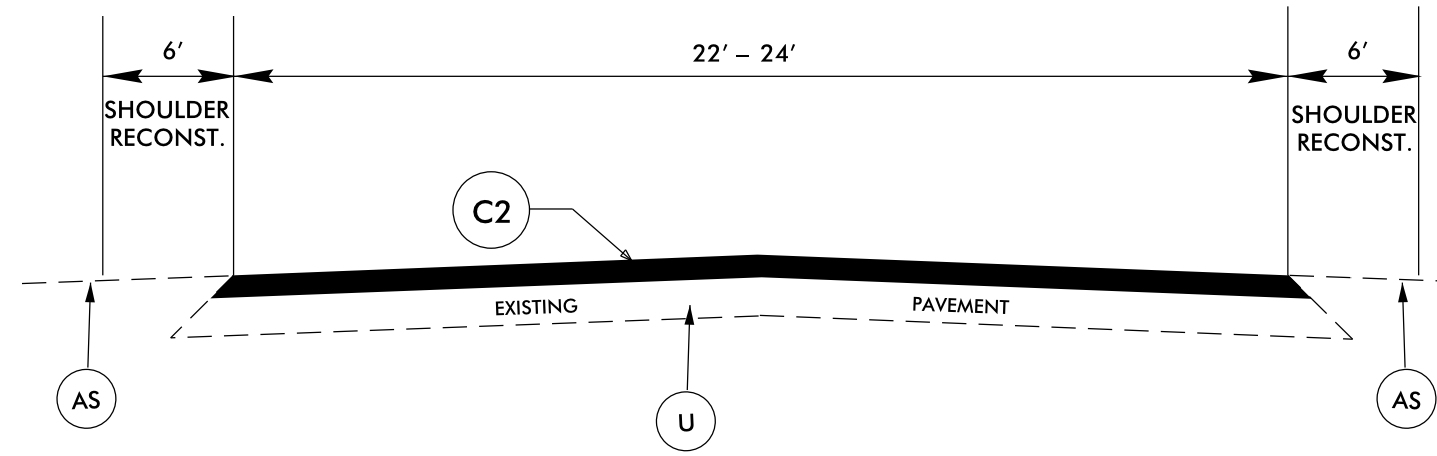
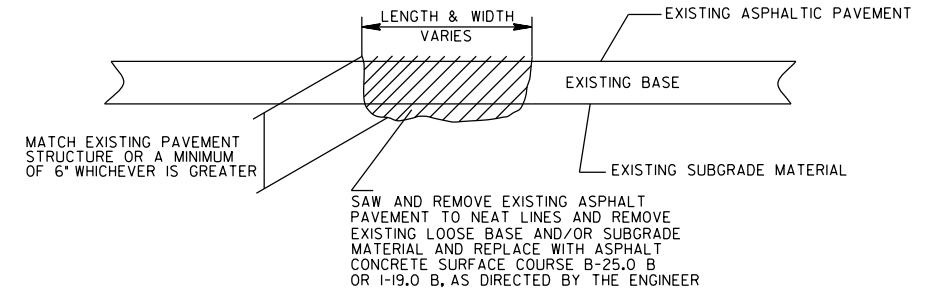


\*\* MILLING TO BE PAID FOR AS INCIDENTAL MILLING

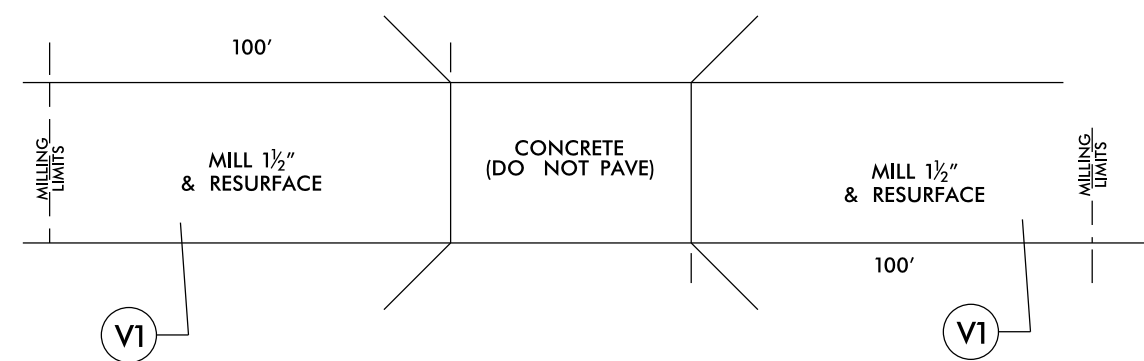
**PAVEMENT TIE-IN DETAIL**

**DETAILS OF PATCHING EXISTING PAVEMENT PRIOR TO RESURFACING**

**DETAIL NO. 1**



**TYPICAL SECTION NO. 2**



**BRIDGE DRAWING FOR MAP NO 2 US 15-501 (BRIDGE NO 65)**

**PAVEMENT SCHEDULE**

C1	PROP. APPROX. 1.5 " ASPHALT CONC. SURFACE COURSE, TYPE S9.5B, AT AN AVERAGE RATE OF 168 LBS. PER SQ. YD.
C2	PROP. APPROX. 1.5 " ASPHALT CONC. SURFACE COURSE, TYPE SF9.5A, AT AN AVERAGE RATE OF 165 LBS. PER SQ. YD.
M1	MILLED RUMBLE STRIP (EDGE LINE)
M2	MILLED RUMBLE STRIP (CENTERLINE)
AS	AGGREGATE SHOULDER BORROW (ASB)
U	EXISTING PAVEMENT
V1	1.5" MILLING