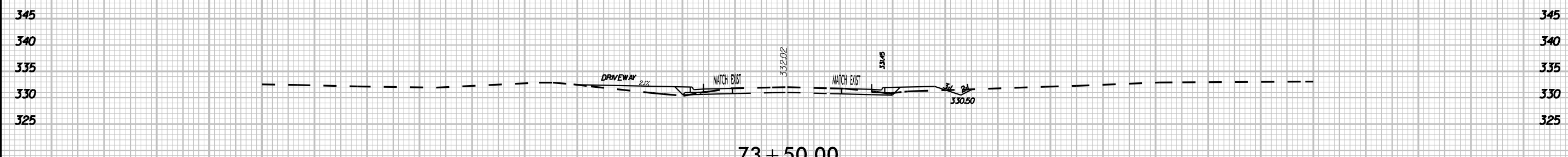
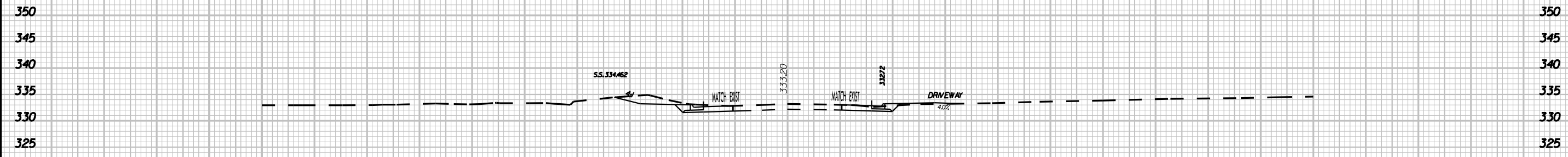


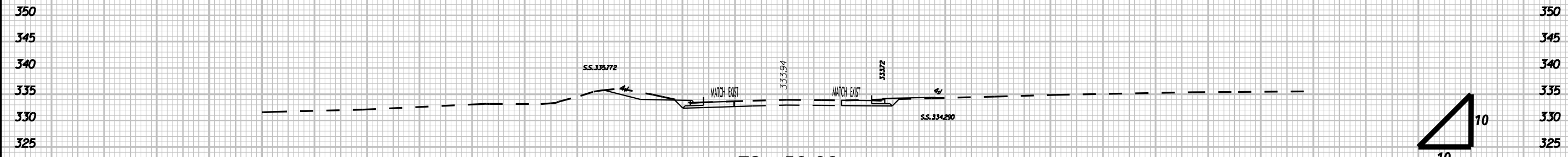
74 + 00.00



73 + 50.00

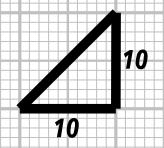


73 + 00.00



72 + 50.00

-L-



-L- OLD CHAPEL HILL RD

K:\RAL_Roadway\01036290 - EB-4707 Part B\PlanCross-Sections\EB-4707_xpl_L.dgn 3/29/2017

140 130 120 110 100 90 80 70 60 50 40 30 20 10 0 10 20 30 40 50 60 70 80 90 100 110 120 130 140