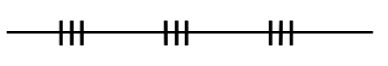
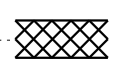
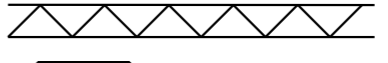





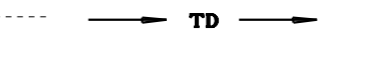









54 x 27 x 3  
1.5 inch Skimmer  
with 1.25 inch  
Orifice Diameter  
5 ft. weir  
ID 10.1

NOTES: IN LOCATIONS WHERE DRAINAGE STRUCTURES REQUIRE PROTECTION BUT ASPHALT AND CURB PROHIBIT TRADITIONAL BMP OF ROCK INLET SEDIMENT TRAP TYPE C, INLET TUBES "SILT SOCK" AND FILTER SACK INLET PROTECTION MAY BE USED INSTEAD. SEE DETAILS SHEET EC-31 AND INSTALL AS DIRECTED BY FIELD ENGINEER.

NOTES: ANY DEVIATION FROM OPTIONS GIVEN WILL REQUIRE PRIOR APPROVAL BY ENGINEER.  
  
ADDITIONAL EROSION CONTROL DEVICES MAY NEED TO BE INSTALLED AS DIRECTED BY THE ENGINEER.

 ENVIRONMENTALLY SENSITIVE AREA  
SEE PROJECT SPECIAL PROVISIONS

Std. #	Description	Symbol	Std. #	Description	Symbol
1605.01	Temporary Silt Fence		1633.01	Temporary Rock Silt Check Type-A	
1606.01	Special Sediment Control Fence			Temporary Rock Silt Check Type-A with Matting and Polyacrylamide (PAM)	
1630.02	Silt Basin Type B		1633.02	Temporary Rock Silt Check Type-B	
1630.03	Temporary Silt Ditch			Wattle	
1630.05	Temporary Diversion			Wattle with Polyacrylamide (PAM)	
1630.06	Special Stilling Basin		1634.02	Temporary Rock Sediment Dam Type-B	
1632.03	Rock Inlet Sediment Trap Type C		1635.01	Rock Pipe Inlet Sediment Trap Type-B	
	Skimmer Basin				
	Earthen Dam with Skimmer				

\$ FILE \$  
1/25/2017