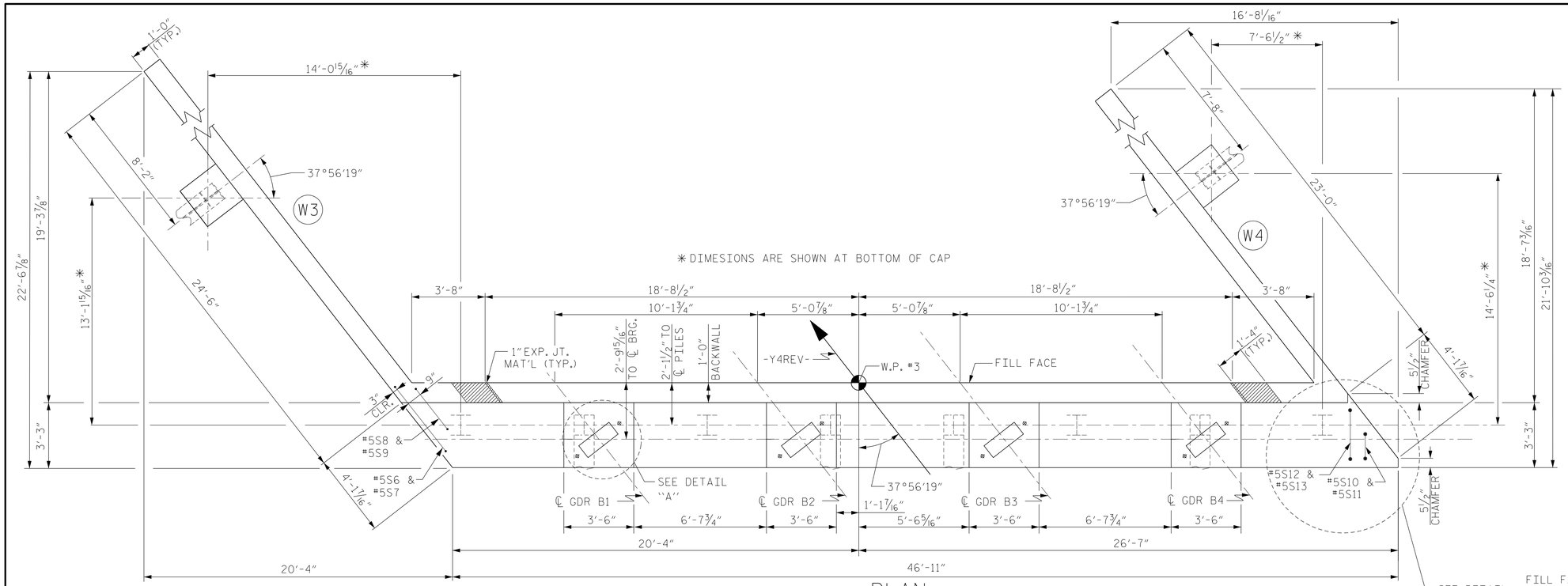

PLAN

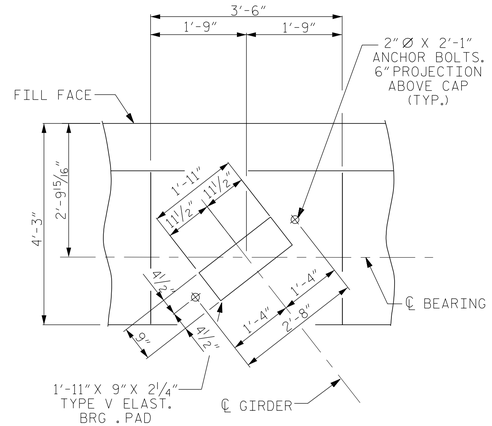

DETAIL "A"

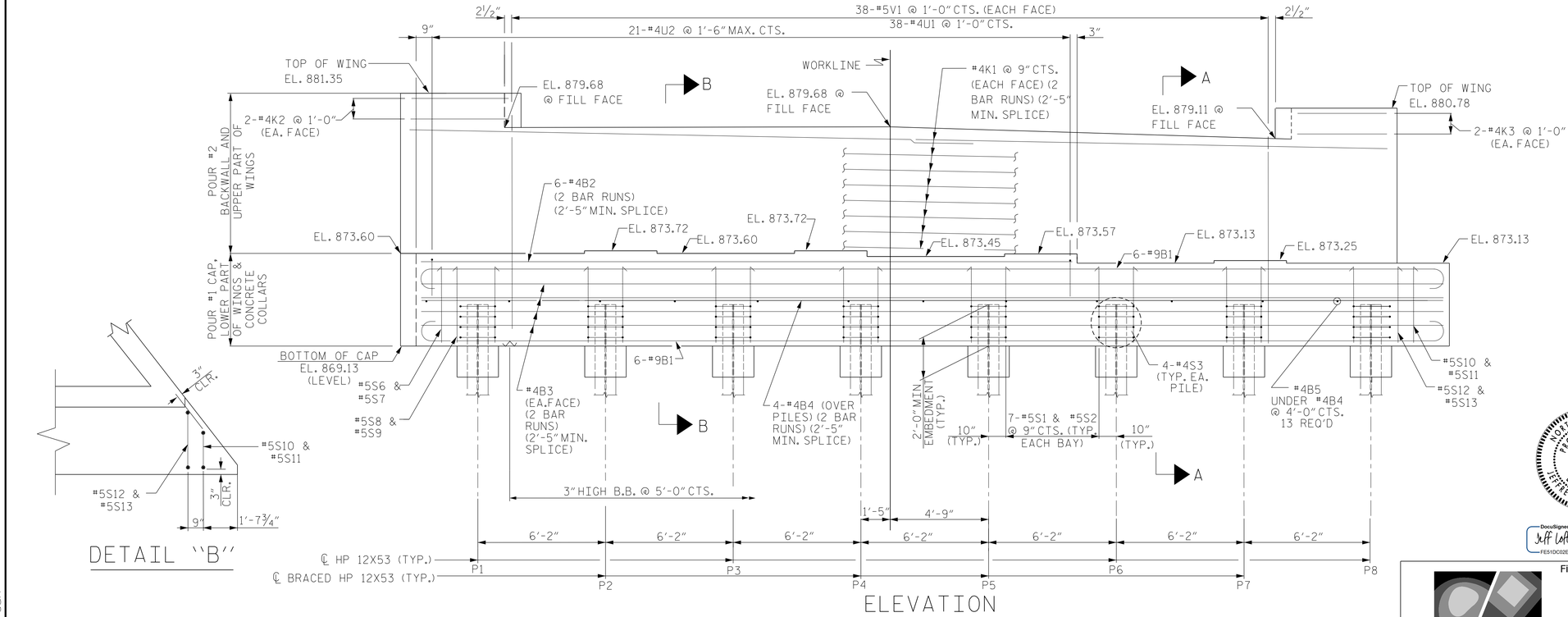

ELEVATION

WINGS NOT SHOWN FOR CLARITY.
FOR SECTIONS A-A & B-B, SEE SHEET 3 OF 3.
CONCRETE COLLARS FOR STEEL PILES NOT SHOWN IN PLAN VIEW FOR CLARITY.
SEE "CORROSION PROTECTION FOR STEEL PILES DETAIL", END BENT No.2 SHEET 3 OF 3.

DETAIL "B"

NOTES

STIRRUPS IN CAP MAY BE SHIFTED AS NECESSARY TO CLEAR ANCHOR BOLTS.

THE CONCRETE IN THE SHADED AREA OF THE WING SHALL BE POURED AFTER THE VERTICAL CONCRETE BARRIER RAIL IS CAST IF SLIP FORMING IS USED.

FOR BEARING DETAILS, SEE ELASTOMERIC BEARING DETAILS SHEET.

FOR PILE SPLICE DETAILS, SEE SHEET 3 OF 3.

BACKWALL SHALL BE PLACED BEFORE APPLYING THE EPOXY PROTECTIVE COATING.

THE TOP SURFACE AREAS OF THE END BENT CAPS SHALL BE CURED IN ACCORDANCE WITH THE STANDARD SPECIFICATIONS EXCEPT THE MEMBRANE CURING COMPOUND METHOD SHALL NOT BE USED.

INSTALL THE 4" DIA. DRAIN PIPE THROUGH THE WING WALL AS REQUIRED FOR REINFORCED BRIDGE APPROACH FILLS, SEE THE ROADWAY PLANS. REINFORCING STEEL IN THE WING WALL MAY BE SHIFTED AS NECESSARY TO CLEAR THE DRAIN PIPE.

PROJECT NO. R-2707C
CLEVELAND COUNTY
STATION: 24+05.50-Y4-REV POT

SHEET 1 OF 3

NORTH CAROLINA PROFESSIONAL SEAL 041425 ENGINEER JEFFREY M. LOFTUS

DocuSigned by: Jeff Loftus 2/3/2017
FE51DC02E679A4B...

STATE OF NORTH CAROLINA
DEPARTMENT OF TRANSPORTATION
RALEIGH

SUBSTRUCTURE

END BENT NO. 2

STEWART
Firm License No. C-1051
421 Fayetteville St,
Suite 400
Raleigh, NC 27601
T 919.380.8750
www.stewartinc.com

REVISIONS						SHEET NO.
NO.	BY:	DATE:	NO.	BY:	DATE:	S5-24
1			3			TOTAL SHEETS
2			4			29

STR. #5

DRAWN BY:	H.ASSFOURA	DATE :	03/16
CHECKED BY:	J. LOFTUS	DATE :	11/16
DESIGN ENGINEER OF RECORD:	J. LOFTUS	DATE :	01/17

R 2707C_5
2/3/2017
...\405_047_R2707C_SMU_2EB01_S5-24.dgn
USER:default