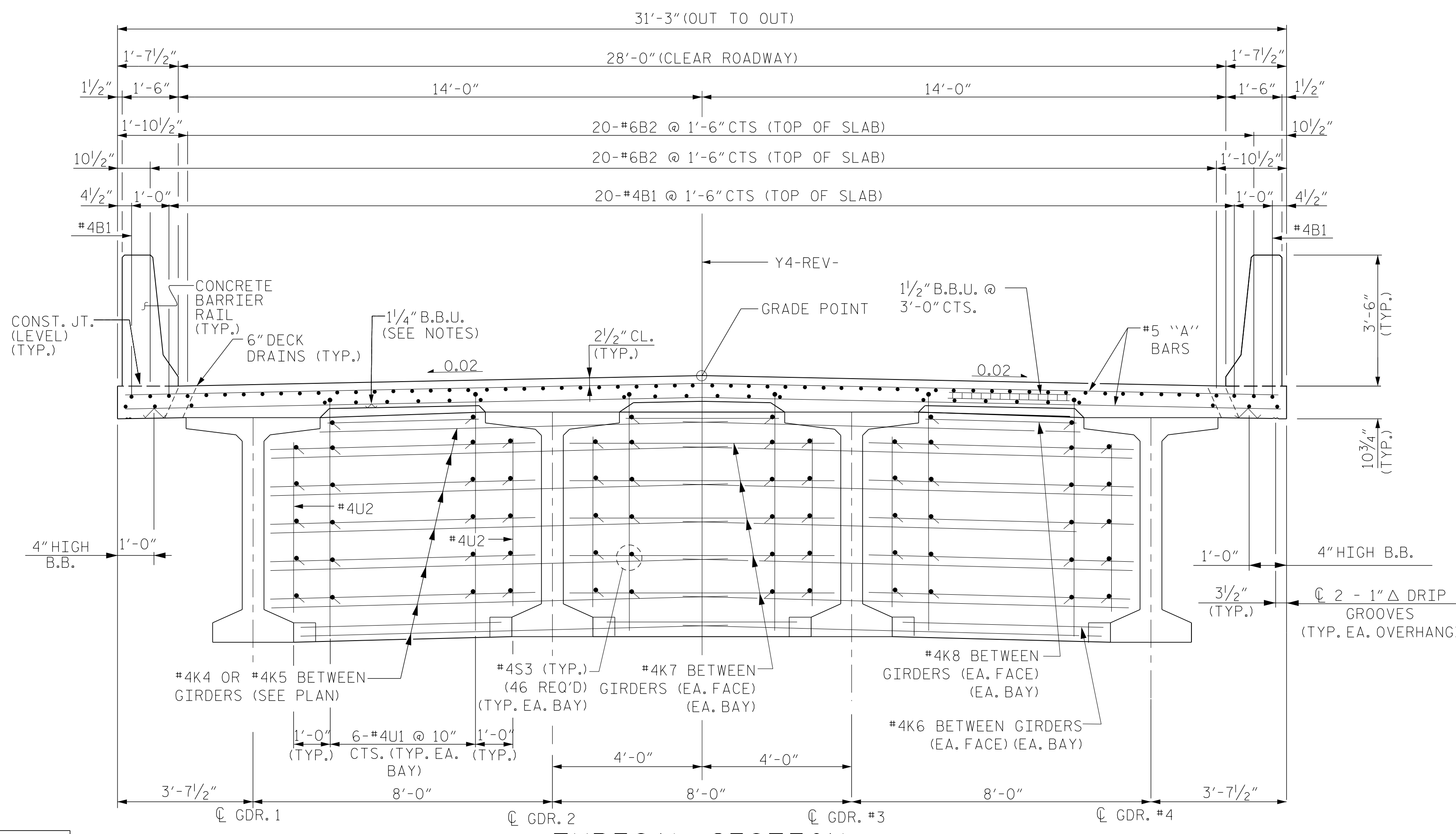


END-BENT DIAPHRAGMS

TYPICAL SECTION

INTERMEDIATE DIAPHRAGM



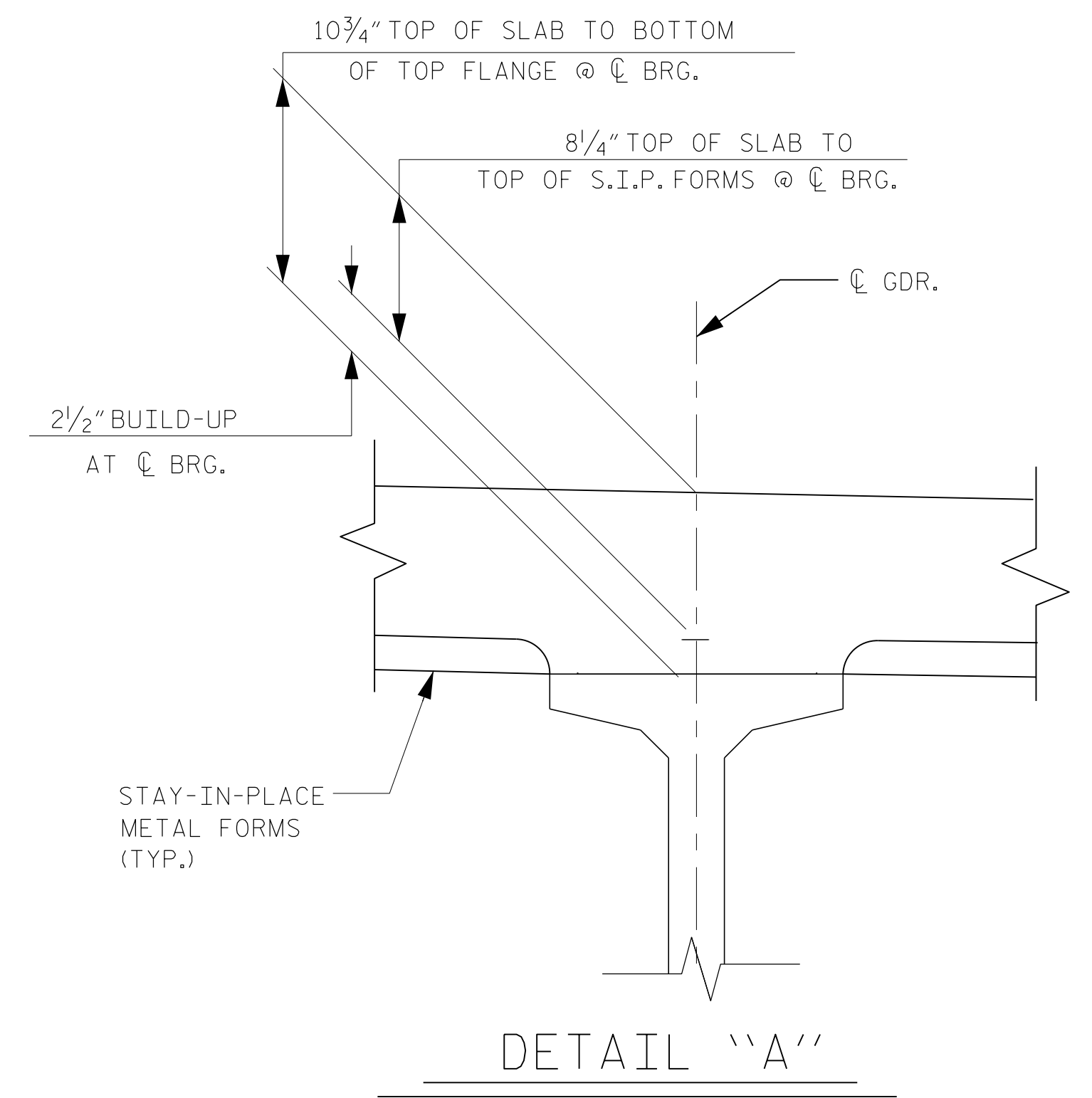
TYPICAL SECTION

SHOWING INTERIOR BENT DIAPHRAGMS

NOTES:

1. PROVIDE 1/4" HIGH BEAM BOLSTERS UPPER AT 4'-0" CTS. ATOP THE METAL STAY-IN-PLACE FORMS TO SUPPORT THE BOTTOM MAT OF 'A' BARS. WHEN USING REMOVABLE FORMS, PROVIDE CONTINUOUS HIGH CHAIRS FOR METAL DECK (C.H.C.M.) @ 4'-0" CTS. WITH A HEIGHT TO SUPPORT THE BOTTOM MAT OF 'A' BARS A CLEAR DISTANCE OF 2 1/2" ABOVE THE TOP OF THE REMOVABLE FORM.
2. LONGITUDINAL STEEL MAY BE SHIFTED SLIGHTLY, AS NECESSARY, TO AVOID INTERFERENCE WITH STIRRUPS IN PRESTRESSED CONCRETE GIRDERS.
3. PREVIOUSLY CAST CONCRETE IN A CONTINUOUS UNIT SHALL HAVE ATTAINED A MINIMUM COMPRESSIVE STRENGTH OF 3,000 PSI BEFORE ADDITIONAL CONCRETE IS CAST IN THE UNIT.
4. FOR LOCATION OF DECK DRAINS, SEE SHEETS S5-7 & S5-8. FOR DECK DRAIN DETAILS, SEE SHEET S5-16.

(SEE "INTERMEDIATE STEEL DIAPHRAGMS FOR 72" MODIFIED BULB TEE PRESTRESSED CONCRETE GIRDERS" FOR DETAILS) (TYP.)



DETAIL "A"

PROJECT NO. R-2707C  
CLEVELAND COUNTY  
 STATION: 24+05.50-Y4-REV POT

SHEET 1 OF 2



DocuSigned by:  
 Jeff Loftus 2/3/2017


Firm License No. C-1051  
 421 Fayetteville St.,  
 Suite 400  
 Raleigh, NC 27601  
 T 919.380.8750  
 www.stewartinc.com

STATE OF NORTH CAROLINA  
 DEPARTMENT OF TRANSPORTATION  
 RALEIGH

SUPERSTRUCTURE  
 TYPICAL SECTION

REVISIONS					
NO.	BY:	DATE:	NO.	BY:	DATE:
1			3		
2			4		

SHEET NO. S5-5  
 TOTAL SHEETS 29



DRAWN BY: H.ASSFOURA DATE: 02/16  
 CHECKED BY: J.LOFTUS DATE: 11/16  
 DESIGN ENGINEER OF RECORD: J.LOFTUS DATE: 01/17

STR. #5

R 2707C.5  
 2/3/2017  
 \\405-009-R2707C-SMU-TS01-S5-5.dgn  
 USER:jeffloftus