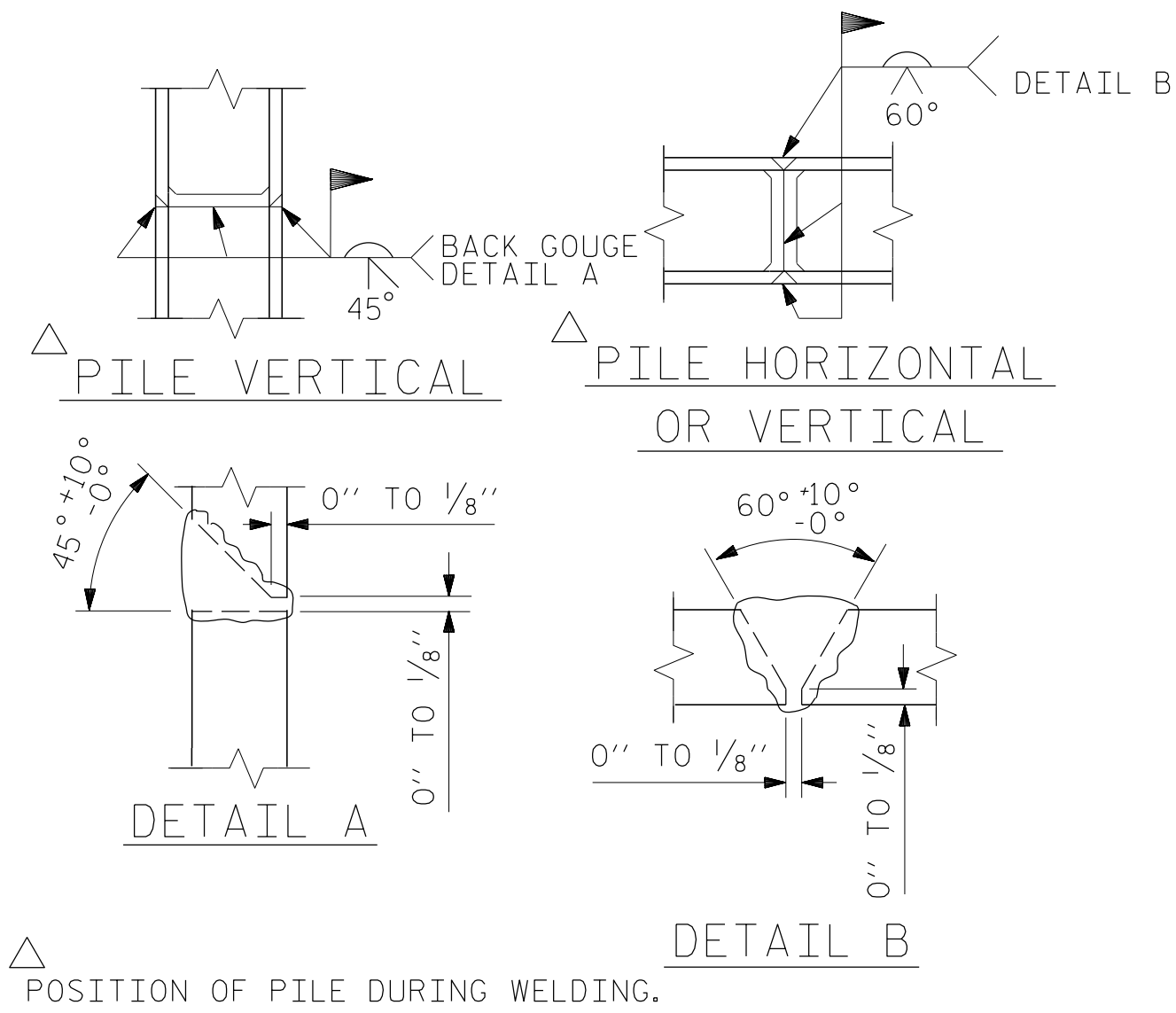


BAGGED STONE AND PIPE SHALL BE PLACED IMMEDIATELY AFTER COMPLETION OF END BENT EXCAVATION. PIPE MAY BE EITHER CONCRETE, CORRUGATED STEEL, CORRUGATED ALUMINUM ALLOY, OR CORRUGATED PLASTIC. PERFORATED PIPE WILL NOT BE ALLOWED.

BAGGED STONE SHALL REMAIN IN PLACE UNTIL THE ENGINEER DIRECTS THAT IT BE REMOVED. THE CONTRACTOR SHALL REMOVE AND DISPOSE OF SILT ACCUMULATIONS AT BAGGED STONE WHEN SO DIRECTED BY THE ENGINEER. BAGS SHALL BE REMOVED AND REPLACED WHENEVER THE ENGINEER DETERMINES THAT THEY HAVE DETERIORATED AND LOST THEIR EFFECTIVENESS.

NO SEPARATE PAYMENT WILL BE MADE FOR THIS WORK AND THE ENTIRE COST OF THIS WORK SHALL BE INCLUDED IN THE UNIT CONTRACT PRICE BID FOR THE SEVERAL PAY ITEMS.

TEMPORARY DRAINAGE AT END BENT

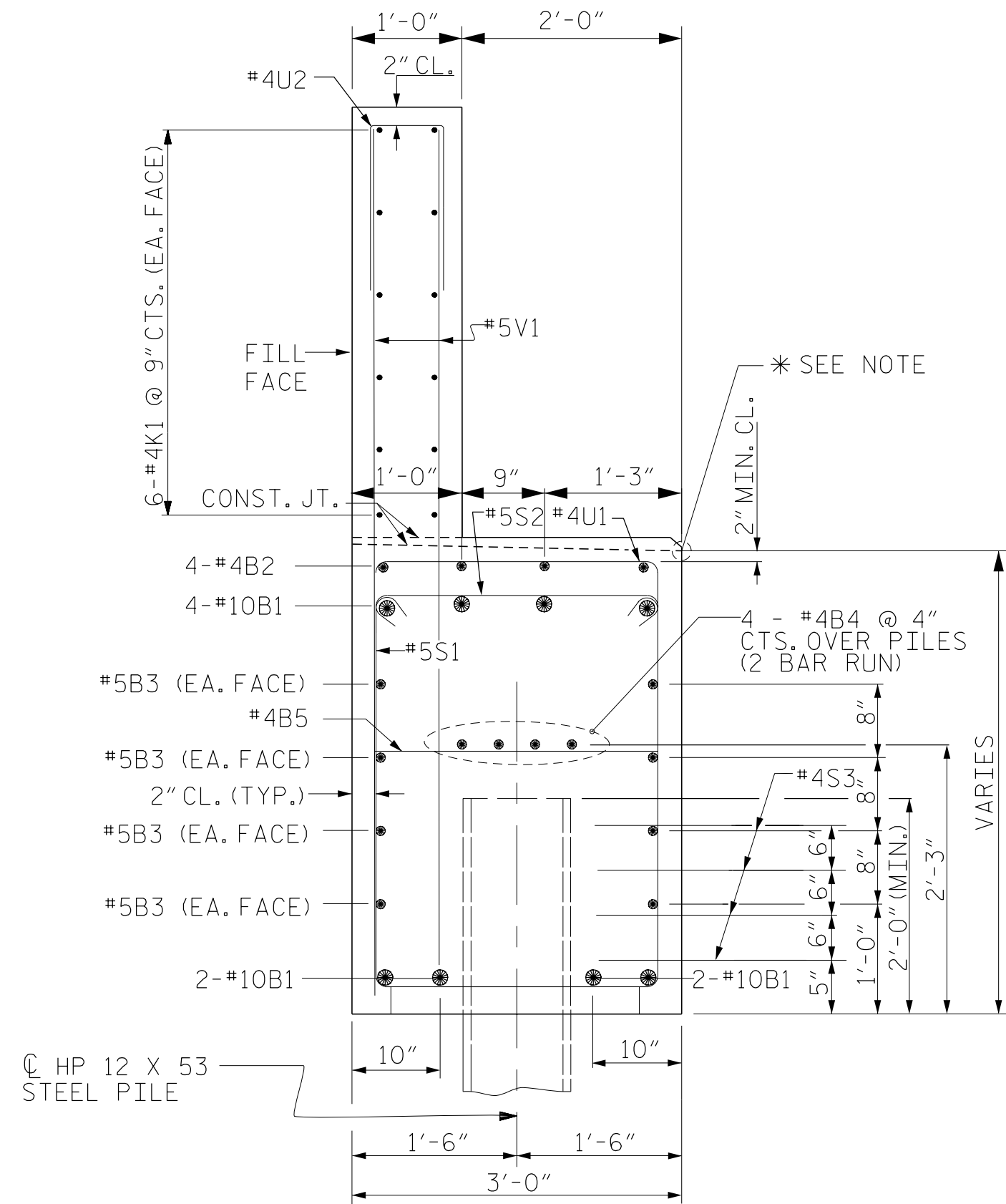
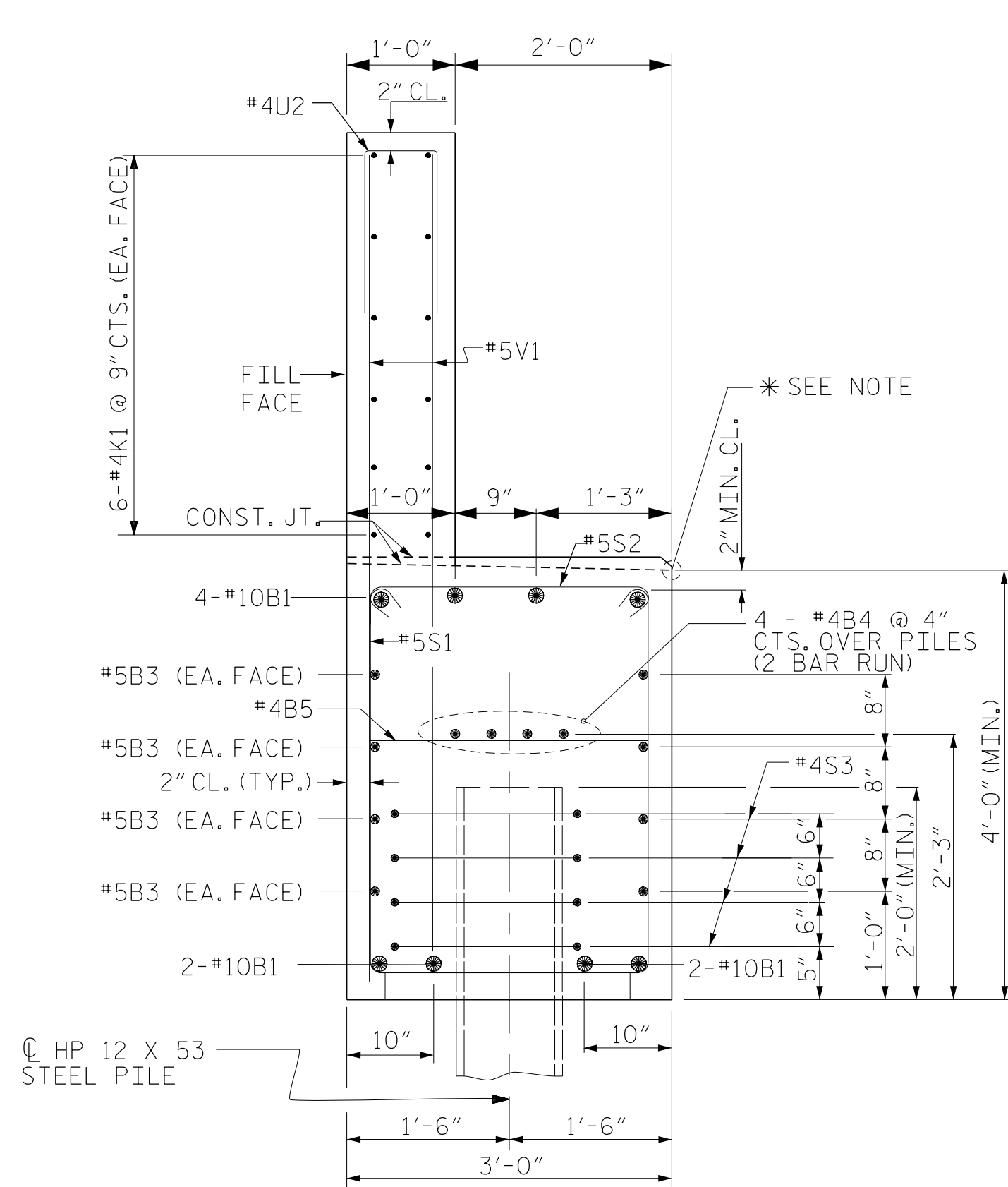


PILE SPLICE DETAILS

BAR TYPES

ALL BAR DIMENSIONS ARE OUT TO OUT.

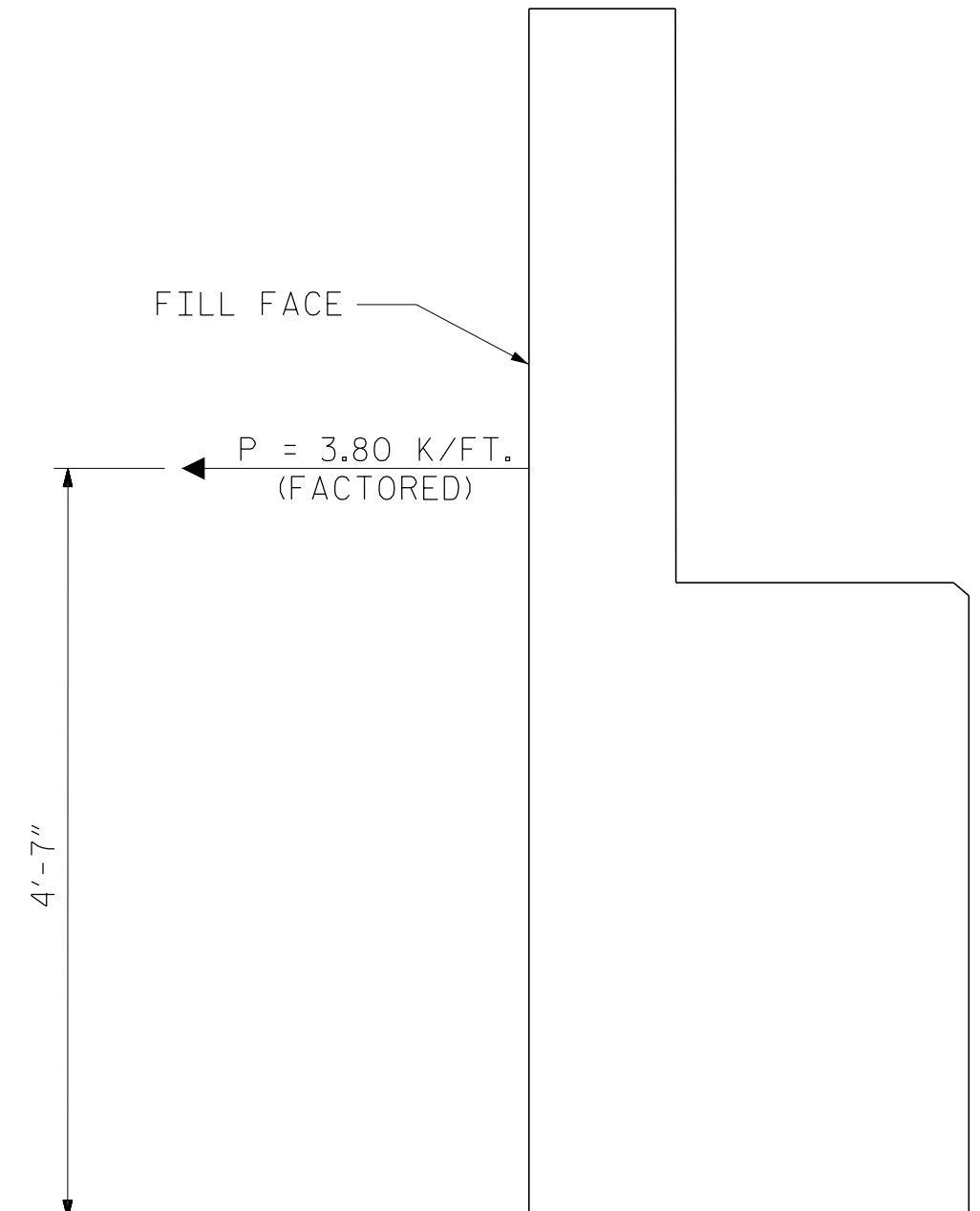
BILL OF MATERIAL FOR END BENT NO. 2					
BAR NO.	NO.	SIZE	TYPE	LENGTH	WEIGHT
B1	8	#10		53'-7"	1,845
B2	4	#4	STR	27'-6"	73
B3	8	#5	STR	50'-10"	424
B4	8	#4	STR	26'-7"	142
B5	13	#4	STR	2'-8"	23
K1	24	#4	STR	26'-8"	428
K2	8	#4	STR	4'-5"	24
S1	62	#5	4	10'-10"	701
S2	62	#5	5	3'-7"	232
S3	32	#4	6	6'-6"	139
U1	19	#4	7	5'-8"	72
U2	42	#4	7	3'-8"	103
V1	84	#5	STR	8'-3"	723
V2	20	#5	STR	10'-0"	209



NOTES:

THE TOP SURFACE OF THE CAP EXCEPT THE BRIDGE SEAT BUILDUPS SHALL BE SLOPED TRANSVERSLY FROM THE FILL FACE TO THE BACK FACE AT THE RATE OF 2%.

* ELEVATIONS BETWEEN BRIDGE SEAT BUILDUPS ARE SHOWN AT THIS POINT.



REINFORCING STEEL (FOR END BENT NO. 2)	5,138 LBS.
CLASS A CONCRETE BREAKDOWN	
POUR #1 CAP & LOWER PART OF WINGS	25.4 C.Y.
POUR #2 BACKWALL & UPPER PART OF WINGS	9.7 C.Y.
TOTAL CLASS A CONCRETE	35.1 C.Y.
HP 12 X 53 STEEL PILES	
NO: 8	LIN. FT. = 380

PROJECT NO. R-2707C

CLEVELAND COUNTY

STATION: 20+70.23-Y3- POT



DocuSigned by:
Jeff Capus
2/6/2017

Firm License No. C-1051
421 Fayetteville St,
Suite 400
Raleigh, NC 27601
T 919.380.8750
www.stewartinc.com



STATE OF NORTH CAROLINA DEPARTMENT OF TRANSPORTATION RALEIGH					
SUBSTRUCTURE END BENT NO. 2 DETAILS					
REVISIONS					
NO.	BY:	DATE:	NO.	BY:	DATE:
1			3		
2			4		

SHEET NO. S4-25

TOTAL SHEETS 29

STR. #4

R 2707C-SITE 3

2/6/2017
\\404-049-R2707C-SMU-2EB2-S4-25.dgn
USER: jloftus

DRAWN BY: <u>H.ASSFOURA</u>	DATE: <u>08/16</u>
CHECKED BY: <u>J.LOFTUS</u>	DATE: <u>11/16</u>
DESIGN ENGINEER OF RECORD: <u>J.LOFTUS</u>	DATE: <u>01/17</u>