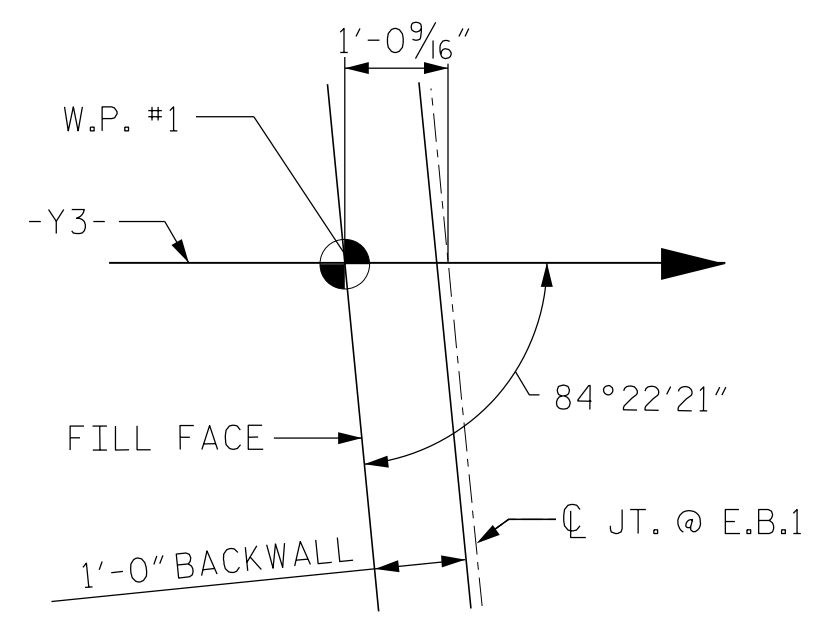
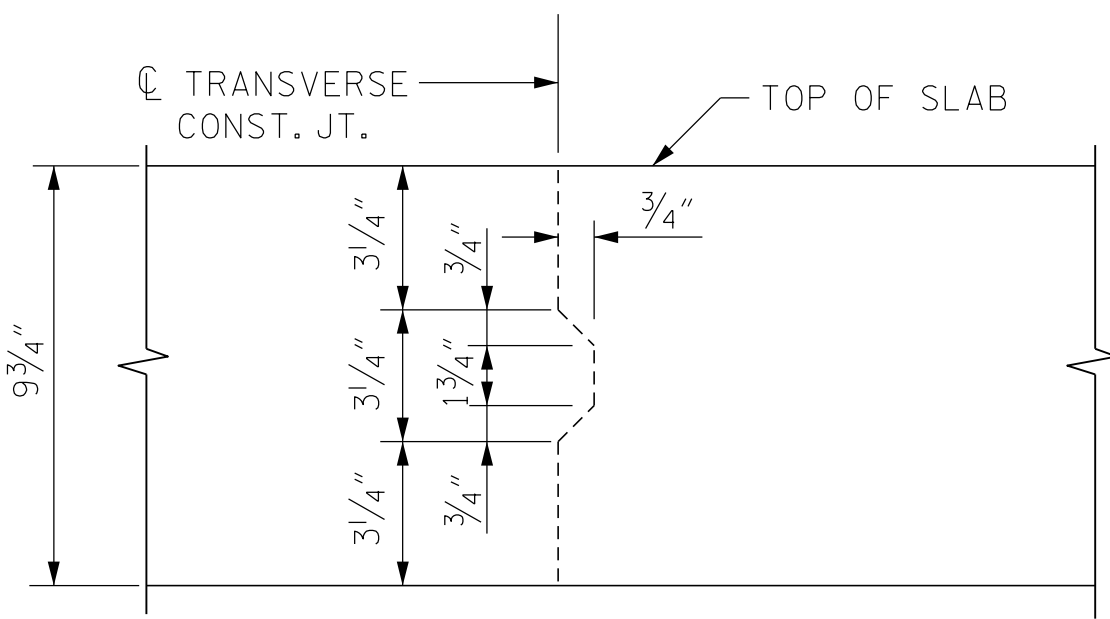


PLAN OF SPAN A & PARTIAL SPAN B



DETAIL "A"



TRANSVERSE CONSTRUCTION JOINT DETAIL


NOTE: REINFORCING STEEL IN SLAB NOT SHOWN. LONGITUDINAL STEEL SHALL BE CONTINUOUS THROUGH JOINT.

PROJECT NO. R-2707C
 CLEVELAND COUNTY
 STATION: 20+70.23-Y3- POT
 SHEET 1 OF 2



DocuSigned by: Jeff Capus 2/6/2017

Firm License No. C-1051
 421 Fayetteville St., Suite 400
 Raleigh, NC 27601
 T 919.380.8750
 www.stewartinc.com



REVISIONS						SHEET NO. S4-7
NO.	BY:	DATE:	NO.	BY:	DATE:	
1			3			TOTAL SHEETS 29
2			4			

STR. #4

DRAWN BY: HASSFOURA DATE: 07/16
 CHECKED BY: JLOFTUS DATE: 11/16
 DESIGN ENGINEER OF RECORD: JLOFTUS DATE: 01/17

R 2707C-SITE 3

2/6/2017
 \\404_013_R2707C_SMU_SPL_S4-T.dgn
 USER:deFault