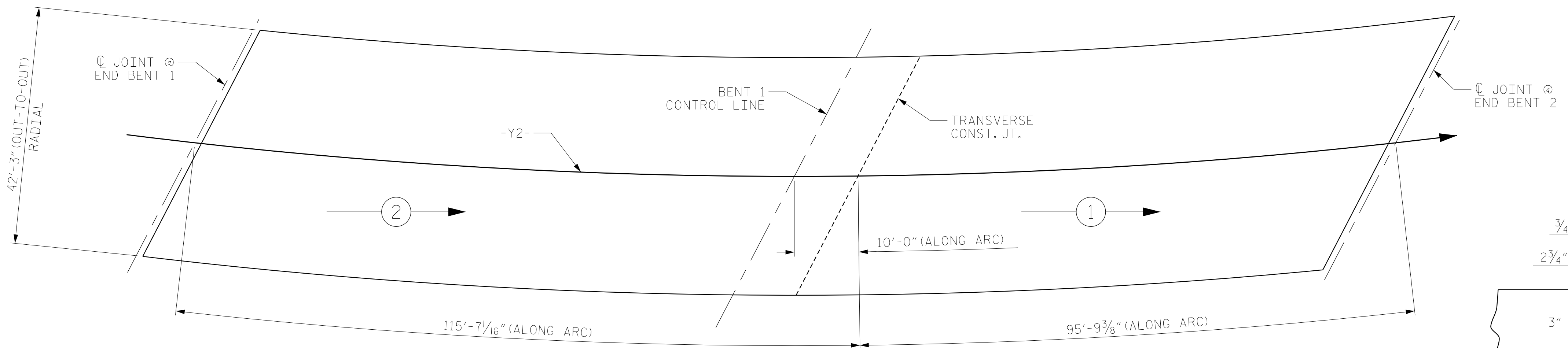
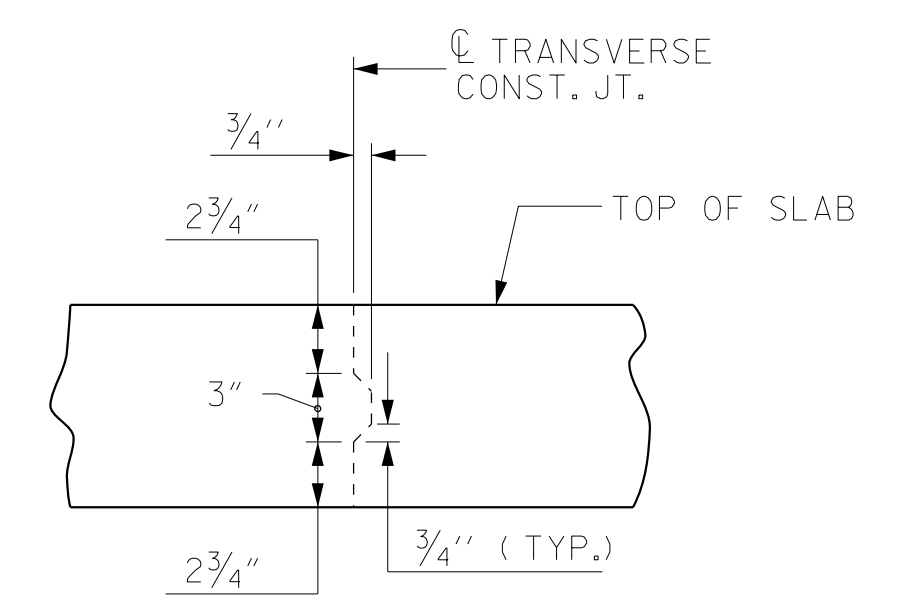


LAYOUT FOR COMPUTING
AREA OF REINFORCED CONCRETE DECK SLAB
(SQ. FT = 8,927)



POURING SEQUENCE

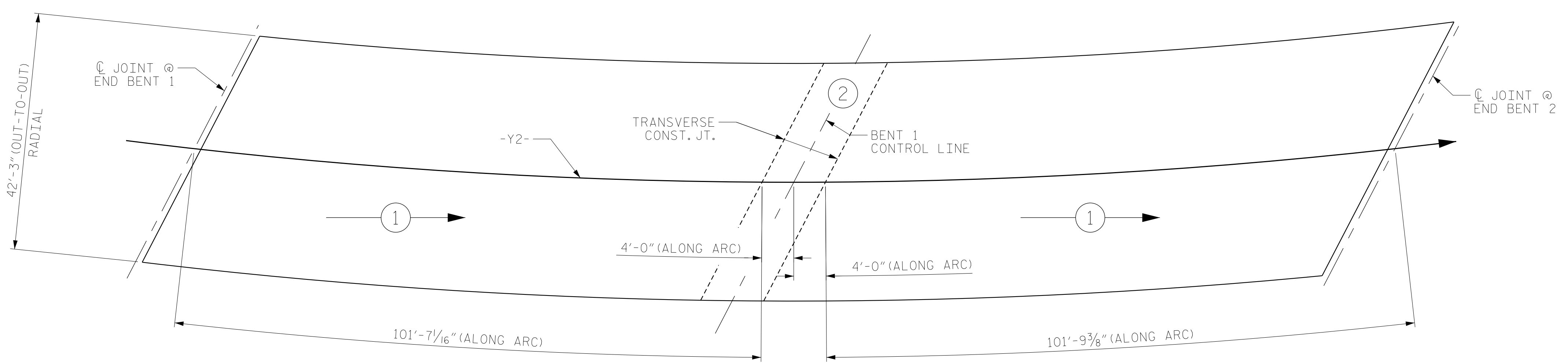


TRANSVERSE CONSTRUCTION JOINT DETAIL

NOTE: REINFORCING STEEL IN SLAB NOT SHOWN.
LONGITUDINAL REINFORCING STEEL SHALL BE
CONTINUOUS THRU JOINT

PROJECT NO. R-2707C
CLEVELAND COUNTY
STATION: 29+07.16 -Y2-

SHEET 2 OF 2



OPTIONAL POURING SEQUENCE

POUR ② CAN NOT BE STARTED UNTIL BOTH ADJACENT ① POURS REACH A MINIMUM OF 3000 PSI

DRAWN BY : MKO DATE : 12/2016
CHECKED BY : JMR DATE : 12/2016
DESIGN ENGINEER OF RECORD: MKO DATE : 12/2016

DOCUMENT NOT CONSIDERED
FINAL UNLESS ALL
SIGNATURES COMPLETED

STATE OF NORTH CAROLINA DEPARTMENT OF TRANSPORTATION RALEIGH					
SUPERSTRUCTURE BILL OF MATERIAL					
REVISIONS					
NO.	BY:	DATE:	NO.	BY:	DATE:
1			3		
2			4		
SHEET NO.					S3-25
TOTAL SHEETS					36