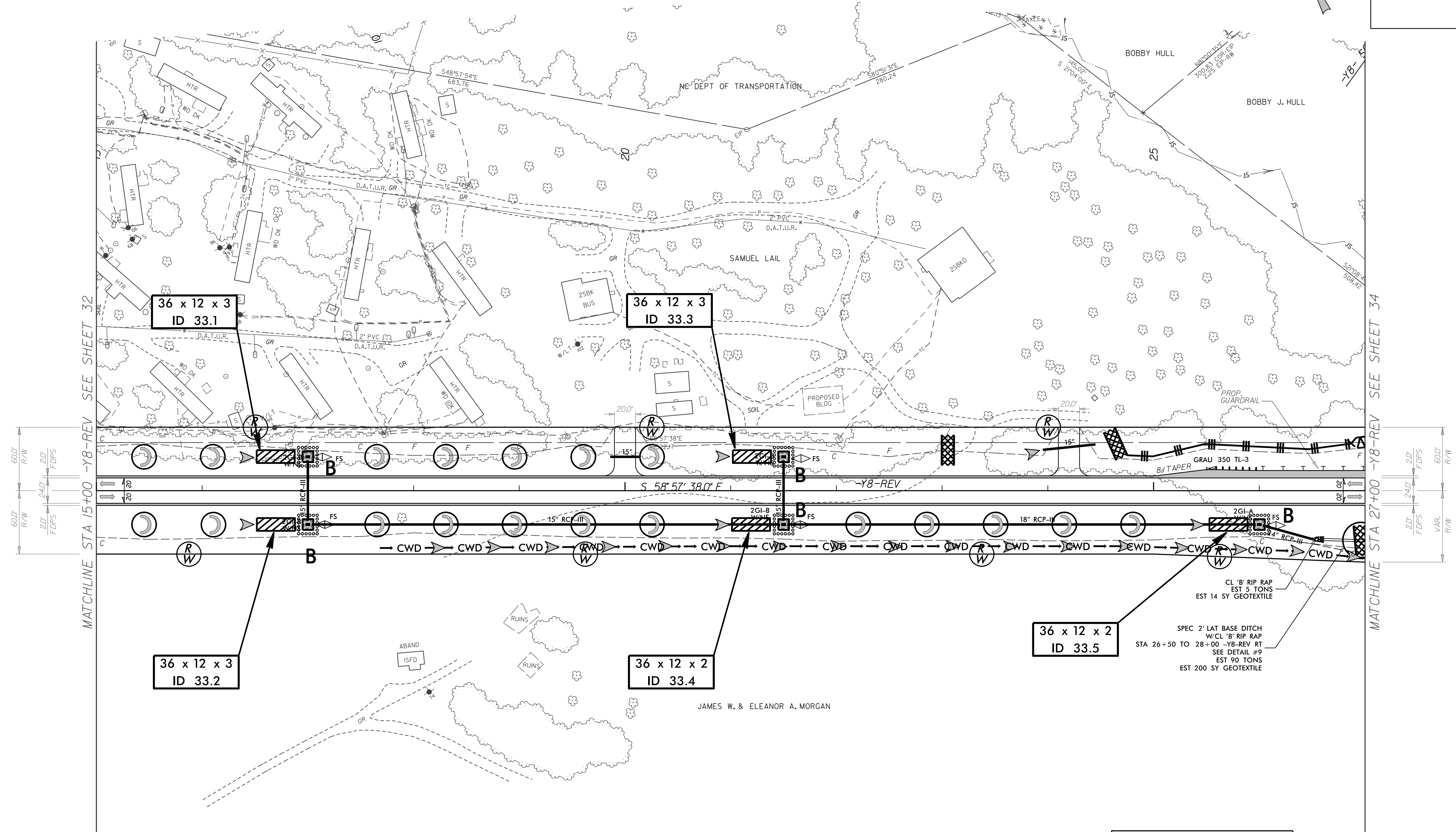
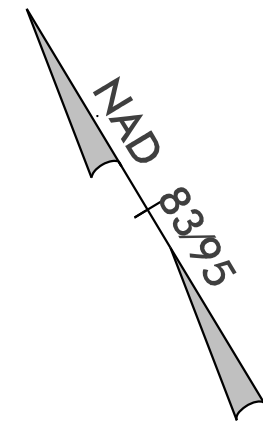


PROJECT REFERENCE NO. <i>R-2707C</i>	SHEET NO. <i>EC-73/CONST.33</i>
RW SHEET NO.	
ROADWAY DESIGN ENGINEER	HYDRAULICS ENGINEER



36 x 12 x 3
ID 33.1

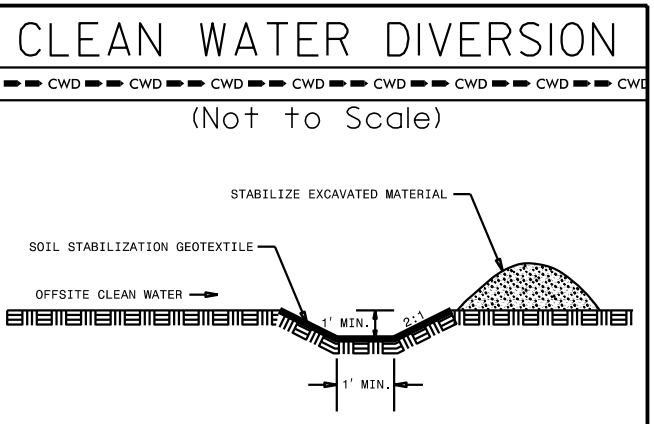
36 x 12 x 3
ID 33.3

36 x 12 x 3
ID 33.2

36 x 12 x 2
ID 33.4

36 x 12 x 2
ID 33.5

SPEC 2' LAT BASE DITCH
W/CL 'B' RIP RAP
STA 26+50 TO 28+00 -Y8-REV RT
SEE DETAIL #9
EST 90 TONS
EST 200 SY GEOTEXTILE



Place Matting for Erosion Control
on Slope as Work Allows.
Sta. 26+50 to Sta. 27+00 -Y8- RT

FOR DITCH DETAILS SEE SHEET 2D-1
FOR -Y8-REV PROFILE SEE SHEET 59