DocuSign Envelope ID: 77146A45-FD79-41AB-A166-F6A4AFFBBCD9

9/11/2015 10:16:51 AM G:\Projects\2014\U-3109A\Structures\Site 2\Site 2-Str 2 Bridge 436 (SBL)\Drawings\Final\402_U3109A_smu_as.dgn

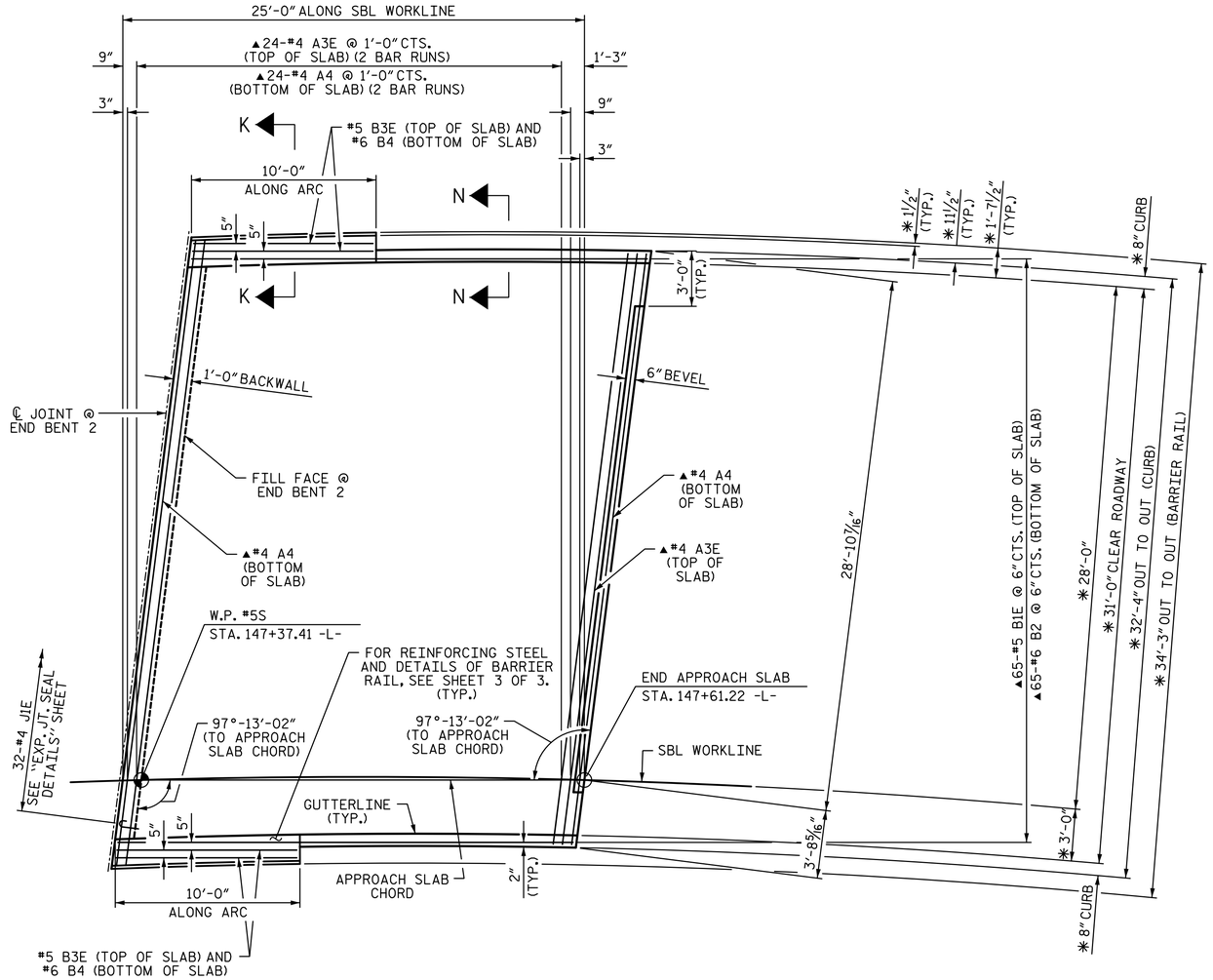

PLAN @ END BENT 2

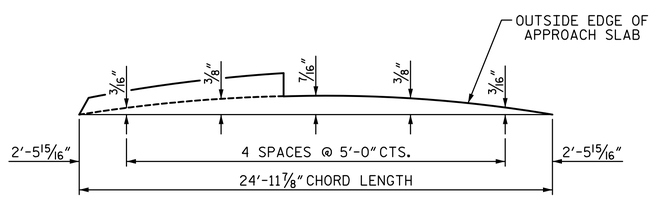

LEFT SIDE

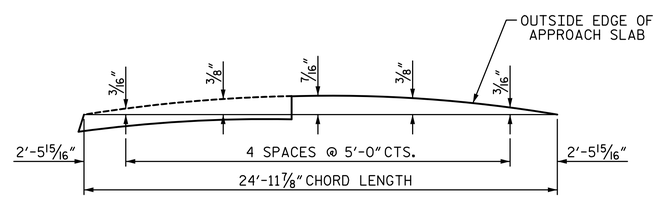

RIGHT SIDE

ARC OFFSETS @ END BENT 2

NOTES:

SEE NOTES SHEET 1 OF 3.

BILL OF MATERIAL

APPROACH SLAB AT EB 2

BAR	NO.	SIZE	TYPE	LENGTH	WEIGHT
A3E	50	4	STR	18'-2"	607
A4	52	4	STR	18'-0"	625
B1E	65	5	STR	23'-9"	1610
B2	65	6	STR	24'-7"	2400
B3E	4	5	STR	9'-6"	40
B4	4	6	STR	9'-6"	57
J1E	32	4	1	1'-5"	30

REINFORCING STEEL	3082	LB
EPOXY COATED REINFORCING STEEL	2287	LB
CLASS "AA" CONCRETE BREAKDOWN POUR 1 (SLAB & CURB)✱✱	36.0	CY

"E" INDICATES EPOXY COATED REINFORCING STEEL.

BAR TYPES

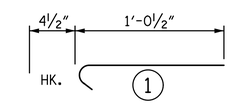

ALL BAR DIMENSIONS ARE OUT TO OUT

✱✱ QUANTITIES FOR BARRIER RAIL ARE NOT INCLUDED, SEE SHEET 3 OF 3.

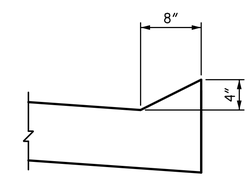

SECTION N-N

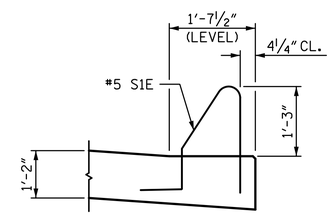

SECTION K-K

(ALSO SEE "END VIEW @ EXP. JOINTS" ON SHEET 3 OF 3)

SPLICE LENGTHS

BAR SIZE	EPOXY COATED	UNCOATED
#4	2'-0"	1'-9"
#5	2'-6"	2'-2"
#6	3'-10"	2'-7"

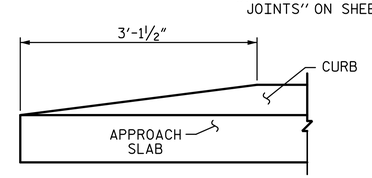

END OF CURB WITHOUT SHOULDER BERM GUTTER

CURB DETAILS

PROJECT NO. U-3109A

ALAMANCE COUNTY

STATION: 146+61.35 -L-

SHEET 2 OF 3

STATE OF NORTH CAROLINA
DEPARTMENT OF TRANSPORTATION
RALEIGH

BRIDGE APPROACH SLAB DETAILS

(SBL)

PLANS PREPARED BY:

SIMPSON ENGINEERS & ASSOCIATES
5640 Dillard Drive
Suite 200
Cary, NC 27518
(919) 852-0468
(919) 852-0598 (Fax)
www.simpsonengr.com
LICENSURE NO. C-2521

NORTH CAROLINA PROFESSIONAL SEAL 16056 ENGINEER JOHN A. BATTS
9/11/2015

REVISIONS							SHEET NO.
NO.	BY:	DATE:	NO.	BY:	DATE:		S02-50
1			3				TOTAL SHEETS
2			4				S02-51

DRAWN BY:	S.D. COOPER	DATE:	9-15
CHECKED BY:	J.A. BATTS	DATE:	9-15
DESIGN ENGINEER OF RECORD:	J.A. BATTS	DATE:	9-15

STR. #2