DocuSign Envelope ID: E40BCD6D-27FC-46CB-BDD6-0B2B1C18F581

SUPERSTRUCTURE REINFORCING STEEL LENGTHS ARE BASED ON THE FOLLOWING MINIMUM SPLICE LENGTHS

BAR SIZE	SUPERSTRUCTURE EXCEPT APPROACH SLABS, PARAPET, AND BARRIER RAIL		APPROACH SLABS		PARAPET AND BARRIER RAIL
	EPOXY COATED	UNCOATED	EPOXY COATED	UNCOATED	
#4	2′-0″	1′-9″	2′-0″	1′-9″	2′-9″
#5	2′-6″	2′-2″	2′-6″	2′-2″	3′-5″
#6	3′-0″	2′-7″	3′-10″	2′-7″	4′-4″
#7	5′-3″	3′-6″			
#8	6′-10″	4′-7″			

GROOVING BRIDGE FLOORS

APPROACH SLABS	2219	SQ. FT.
BRIDGE DECK	10181	SQ. FT.
TOTAL	12400	SQ. FT.

SUPERSTRUCTURE BILL OF MATERIAL

	CLASS "AA" SAND LIGHTWEIGHT CONCRETE	REINFORCING STEEL	EPOXY COATED REINFORCING STEEL
	CY	LB	LB
POUR #1	113.0		
POUR #2	260.1		
POUR #3	9.8		
SIDEWALK	21.8		
TOTAL ✱✱	404.7	42049	46666

✱✱ QUANTITIES FOR CONCRETE PARAPET ARE NOT INCLUDED.

BAR TYPES

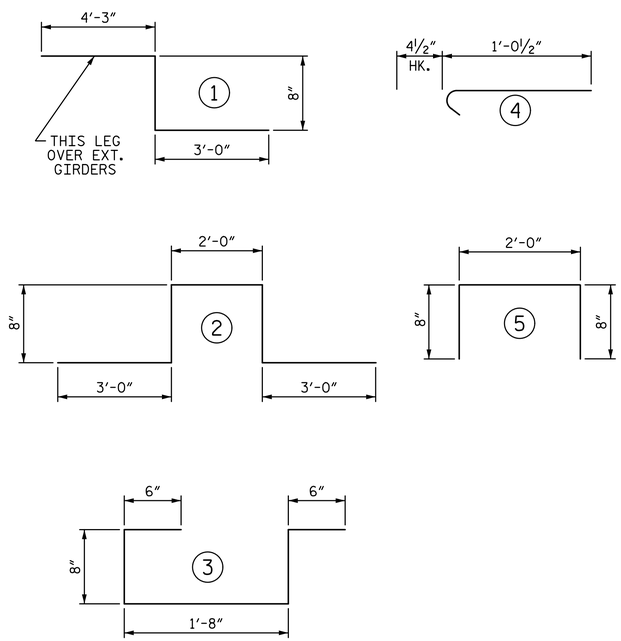

ALL BAR DIMENSIONS ARE OUT TO OUT

BILL OF MATERIAL

SPANS A & B

BAR	NO.	SIZE	TYPE	LENGTH	WEIGHT	BAR	NO.	SIZE	TYPE	LENGTH	WEIGHT	BAR	NO.	SIZE	TYPE	LENGTH	WEIGHT
A1E	384	5	STR	57′-9″	23130	A137E	2	5	STR	15′-11″	33	A226	2	5	STR	28′-6″	59
A2	384	5	STR	57′-9″	23130	A138E	2	5	STR	14′-9″	31	A227	2	5	STR	27′-4″	57
						A139E	2	5	STR	13′-7″	28	A228	2	5	STR	26′-3″	55
A101E	2	5	STR	57′-2″	119	A140E	2	5	STR	12′-6″	26	A229	2	5	STR	25′-1″	52
A102E	2	5	STR	56′-1″	117	A141E	2	5	STR	11′-4″	24	A230	2	5	STR	23′-11″	50
A103E	2	5	STR	54′-11″	115	A142E	2	5	STR	10′-2″	21	A231	2	5	STR	22′-9″	47
A104E	2	5	STR	53′-9″	112	A143E	2	5	STR	9′-0″	19	A232	2	5	STR	21′-8″	45
A105E	2	5	STR	52′-7″	110	A144E	2	5	STR	7′-10″	16	A233	2	5	STR	20′-6″	43
A106E	2	5	STR	51′-6″	107	A145E	2	5	STR	6′-9″	14	A234	2	5	STR	19′-4″	40
A107E	2	5	STR	50′-4″	105	A146E	2	5	STR	5′-7″	12	A235	2	5	STR	18′-2″	38
A108E	2	5	STR	49′-2″	103	A147E	2	5	STR	4′-5″	9	A236	2	5	STR	17′-1″	36
A109E	2	5	STR	48′-0″	100	A148E	2	5	STR	3′-3″	7	A237	2	5	STR	15′-11″	33
A110E	2	5	STR	46′-11″	98	A149E	2	5	STR	2′-2″	5	A238	2	5	STR	14′-9″	31
A111E	2	5	STR	45′-9″	95							A239	2	5	STR	13′-7″	28
A112E	2	5	STR	44′-7″	93	A201	2	5	STR	57′-2″	119	A240	2	5	STR	12′-6″	26
A113E	2	5	STR	43′-5″	91	A202	2	5	STR	56′-1″	117	A241	2	5	STR	11′-4″	24
A114E	2	5	STR	42′-3″	88	A203	2	5	STR	54′-11″	115	A242	2	5	STR	10′-2″	21
A115E	2	5	STR	41′-2″	86	A204	2	5	STR	53′-9″	112	A243	2	5	STR	9′-0″	19
A116E	2	5	STR	40′-0″	83	A205	2	5	STR	52′-7″	110	A244	2	5	STR	7′-10″	16
A117E	2	5	STR	38′-10″	81	A206	2	5	STR	51′-6″	107	A245	2	5	STR	6′-9″	14
A118E	2	5	STR	37′-8″	79	A207	2	5	STR	50′-4″	105	A246	2	5	STR	5′-7″	12
A119E	2	5	STR	36′-7″	76	A208	2	5	STR	49′-2″	103	A247	2	5	STR	4′-5″	9
A120E	2	5	STR	35′-5″	74	A209	2	5	STR	48′-0″	100	A248	2	5	STR	3′-3″	7
A121E	2	5	STR	34′-3″	71	A210	2	5	STR	46′-11″	98	A249	2	5	STR	2′-2″	5
A122E	2	5	STR	33′-1″	69	A211	2	5	STR	45′-9″	95						
A123E	2	5	STR	32′-0″	67	A212	2	5	STR	44′-7″	93	B1E	112	6	STR	60′-0″	10093
A124E	2	5	STR	30′-10″	64	A213	2	5	STR	43′-5″	91	B2E	224	4	STR	30′-0″	4489
A125E	2	5	STR	29′-8″	62	A214	2	5	STR	42′-3″	88	B3E	76	4	STR	27′-7″	1400
A126E	2	5	STR	28′-6″	59	A215	2	5	STR	41′-2″	86	B4E	76	4	STR	28′-1″	1426
A127E	2	5	STR	27′-4″	57	A216	2	5	STR	40′-0″	83	B5	272	5	STR	56′-0″	15887
A128E	2	5	STR	26′-3″	55	A217	2	5	STR	38′-10″	81	B6E	16	4	STR	29′-0″	310
A129E	2	5	STR	25′-1″	52	A218	2	5	STR	37′-8″	79	B7E	40	4	STR	28′-9″	768
A130E	2	5	STR	23′-11″	50	A219	2	5	STR	36′-7″	76						
A131E	2	5	STR	22′-9″	47	A220	2	5	STR	35′-5″	74	G1E	4	5	STR	32′-8″	136
A132E	2	5	STR	21′-8″	45	A221	2	5	STR	34′-3″	71	G2E	217	4	STR	5′-0″	725
A133E	2	5	STR	20′-6″	43	A222	2	5	STR	33′-1″	69						
A134E	2	5	STR	19′-4″	40	A223	2	5	STR	32′-0″	67	J1E	110	4	4	1′-5″	104
A135E	2	5	STR	18′-2″	38	A224	2	5	STR	30′-10″	64						
A136E	2	5	STR	17′-1″	36	A225	2	5	STR	29′-8″	62	K1E	12	5	1	7′-11″	99
												K2E	30	5	2	9′-4″	292
												K3E	36	5	STR	8′-0″	300
												S1E	84	4	3	4′-0″	224
												U1E	62	4	5	3′-4″	138

REINFORCING STEEL	42049 LBS.
EPOXY COATED REINFORCING STEEL	46666 LBS.

"E" INDICATES EPOXY COATED REINFORCING STEEL

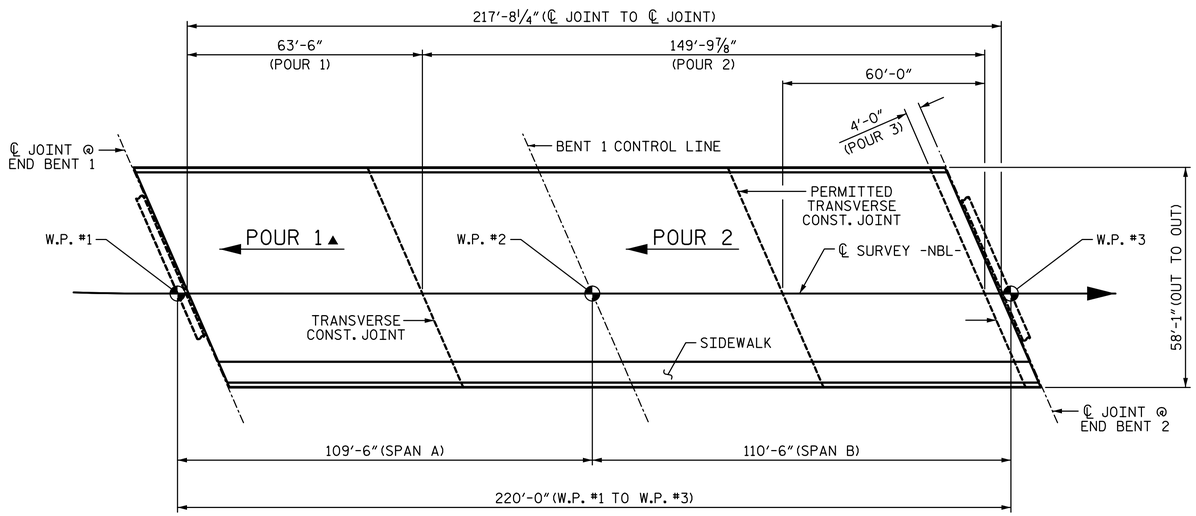

CONCRETE POURING SEQUENCE AND LAYOUT FOR COMPUTING AREA OF REINFORCED CONCRETE DECK SLAB (SAND LIGHTWEIGHT CONCRETE)

(SQ. FT. = 12644.0)

▲ IF THE CONTRACTOR CHOOSES TO REVERSE THE DIRECTION OF POUR 1, A CONSTRUCTION JOINT WILL BE REQUIRED 4′-0″ FROM THE JOINT SEAL.

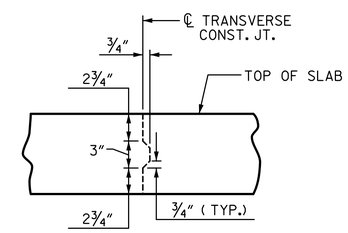

TRANSVERSE CONSTRUCTION JOINT DETAIL

NOTE: REINFORCING STEEL IN SLAB NOT SHOWN. LONGITUDINAL REINFORCING STEEL SHALL BE CONTINUOUS THRU JOINT.

PROJECT NO. U-3109A
ALAMANCE COUNTY
STATION: 26+54.73 -NBL-

STATE OF NORTH CAROLINA
DEPARTMENT OF TRANSPORTATION
RALEIGH
SUPERSTRUCTURE

BILL OF MATERIAL

PLANS PREPARED BY:
SIMPSON ENGINEERS & ASSOCIATES
5640 Dillard Drive
Suite 200
Cary, NC 27518
(919) 852-0468
(919) 852-0598 (Fax)
www.simpsonengr.com
LICENSURE NO. C-2521

NORTH CAROLINA PROFESSIONAL SEAL 24390 ENGINEER THEO J. BEACH
2/13/2017

REVISIONS							SHEET NO.
NO.	BY:	DATE:	NO.	BY:	DATE:		S01-33
1			3				TOTAL SHEETS
2			4				S01-49

DRAWN BY: S. D. COOPER DATE: 5-15
CHECKED BY: B.S. COX DATE: 5-15
DESIGN ENGINEER OF RECORD: T.J. BEACH DATE: 5-15

2/10/2017 9:09:07 AM G:\Projects\2014\U-3109A\Structures\Site 1-Bridge 434 (NBL)\Drawings\Final\401_U3109A_SMU_BM.dgn