DocuSign Envelope ID: E40BCD6D-27FC-46CB-BDD6-0B2B1C18F581

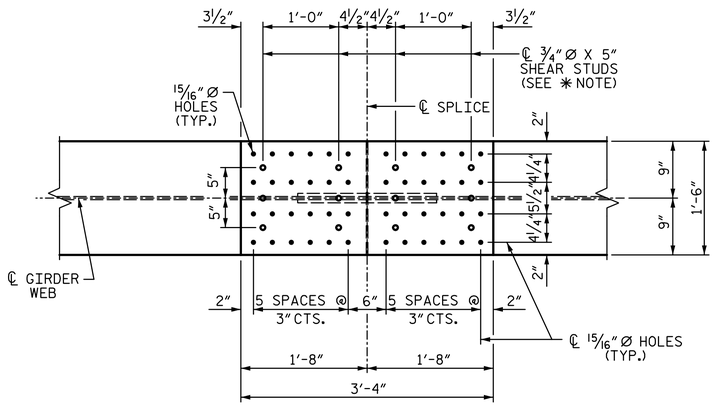

PLAN (TOP OF TOP FLANGE)

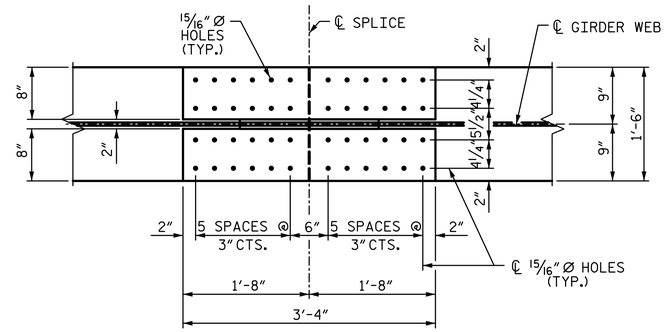

PLAN (TOP OF BOTTOM FLANGE)

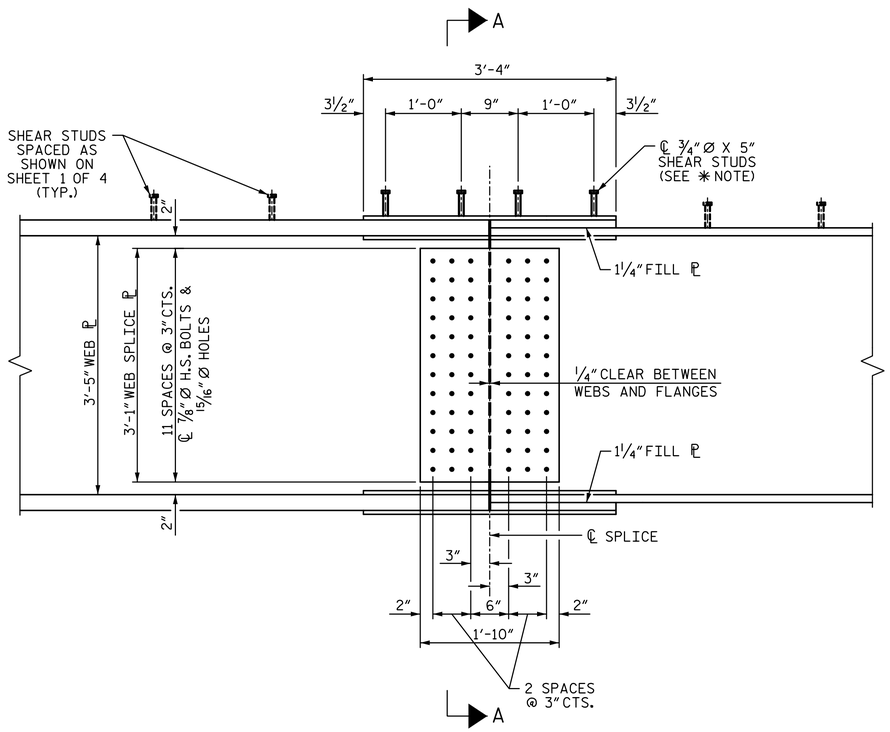

ELEVATION

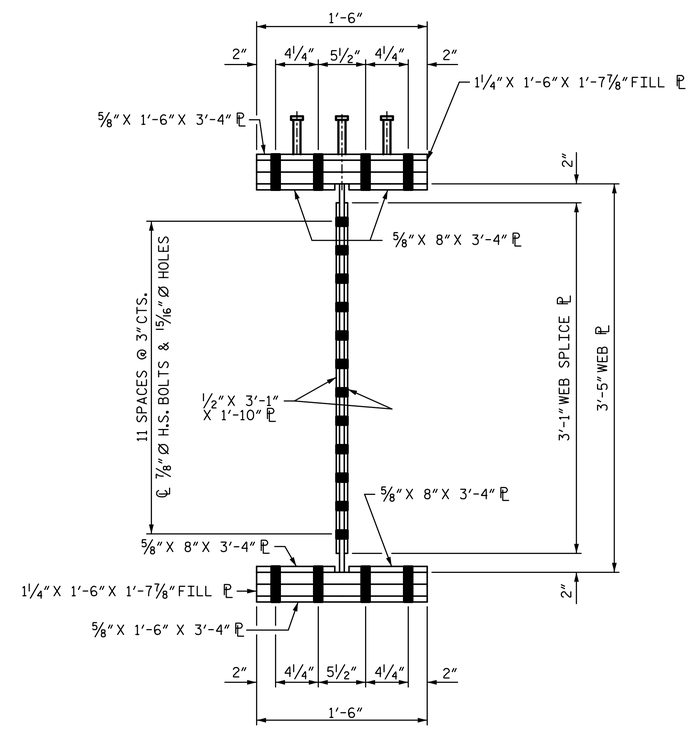

SECTION A-A

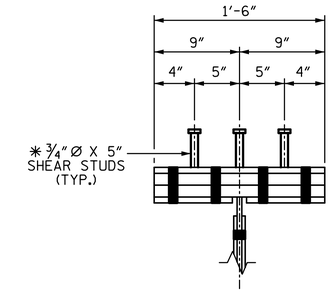

SHEAR STUD DETAIL
FOR TOP FLANGE SPLICE PLATE

✱ SHEAR STUDS ARE TO BE SHOP WELDED ON TOP OF PLATE BEFORE FIELD ASSEMBLY.

PROJECT NO. U-3109A
ALAMANCE COUNTY
STATION: 26+54.73 -NBL-

SHEET 4 OF 4

STATE OF NORTH CAROLINA
DEPARTMENT OF TRANSPORTATION
RALEIGH
SUPERSTRUCTURE

STRUCTURAL STEEL DETAILS

BOLTED FIELD SPLICE DETAILS

PLANS PREPARED BY:

SIMPSON ENGINEERS & ASSOCIATES
5640 Dillard Drive
Suite 200
Cary, NC 27518
(919) 852-0468
(919) 852-0598 (Fax)
www.simpsonengr.com
LICENSURE NO. C-2521

NORTH CAROLINA PROFESSIONAL SEAL 24230 ENGINEER THEO J. BEACH
2/13/2017

REVISIONS						
NO.	BY:	DATE:	NO.	BY:	DATE:	
1			3			
2			4			

SHEET NO. S01-15
TOTAL SHEETS S01-49

DRAWN BY: S. D. COOPER DATE: 5-15
CHECKED BY: B.S. COX DATE: 5-15
DESIGN ENGINEER OF RECORD: T.J. BEACH DATE: 5-15

2/10/2017 9:09:02 AM G:\Projects\2014\U-3109A\Structures\Site 1-Bridge 434 (NBL)\Drawings\Final\401_U3109A_SMU_SS.dgn