

5/28/19

PROFILE SHOWN IS BASED ON STATIONING ALONG PROPOSED FORCE MAIN ALIGNMENT ALONG ROADWAY ALIGNMENT -Y20- (SEE SHEET UC-4, UC-5 and UC-6)

PREPARED IN THE OFFICE OF:

**THE WOOTEN COMPANY**  
ENGINEERING | PLANNING | ARCHITECTURE  
120 North Siler Street Raleigh, NC 27603-1423  
919.878.0311 fax 919.878.0399  
License Number: F-0115

PROJECT REFERENCE NO. U-3109A SHEET NO. UC-7


DESIGNED BY: JRG  
DRAWN BY: TK  
CHECKED BY: JRG  
APPROVED BY: MDS

REVISED:  
NORTH CAROLINA DEPARTMENT OF TRANSPORTATION  
UTILITIES ENGINEERING SEC. PHONE: (919) 707-6690 FAX: (919) 250-4151

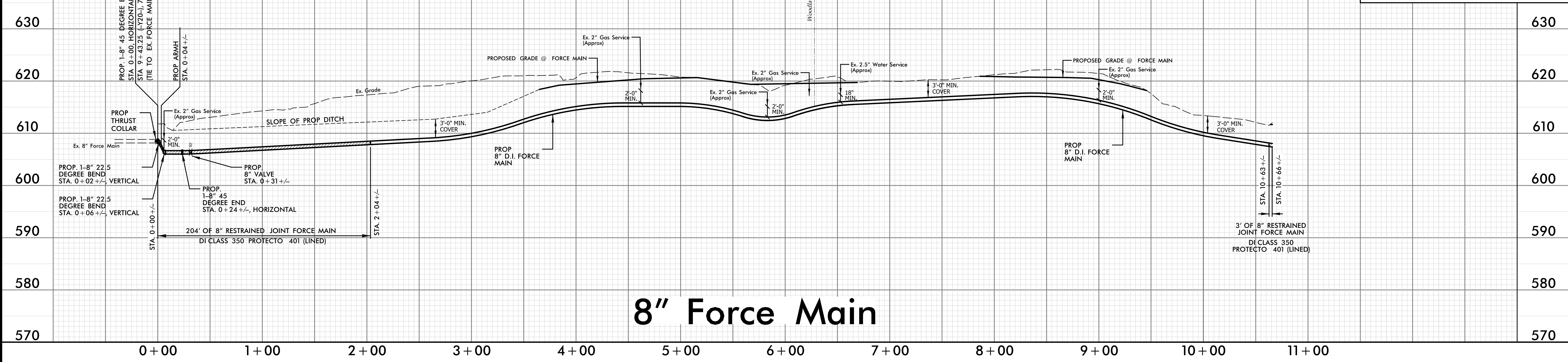
Document Not Considered Final Unless All Signatures Completed  
UTILITY CONSTRUCTION PLANS ONLY

VERTICAL SCALE 5' 0 5' 10'  
HORIZONTAL SCALE 25' 0 25' 50'

SEWER LINE CONSTRUCTION SHOWN ON THIS SHEET

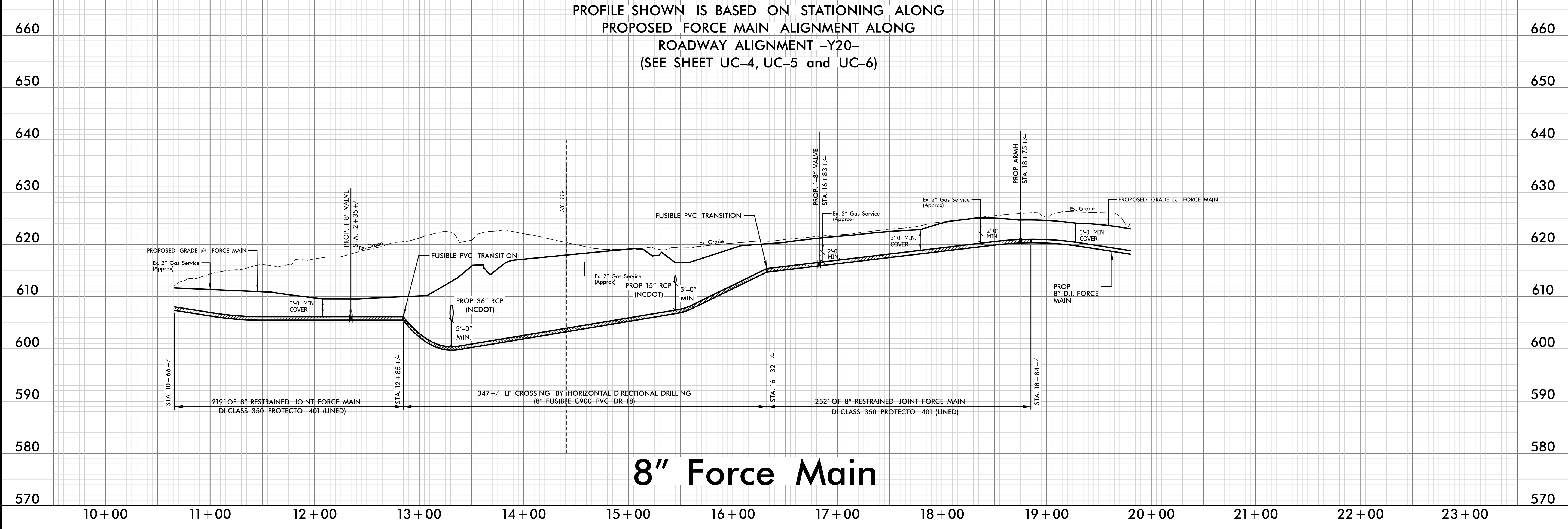


UTILITY CONSTRUCTION



8" Force Main

PROFILE SHOWN IS BASED ON STATIONING ALONG PROPOSED FORCE MAIN ALIGNMENT ALONG ROADWAY ALIGNMENT -Y20- (SEE SHEET UC-4, UC-5 and UC-6)



8" Force Main

5/28/19