

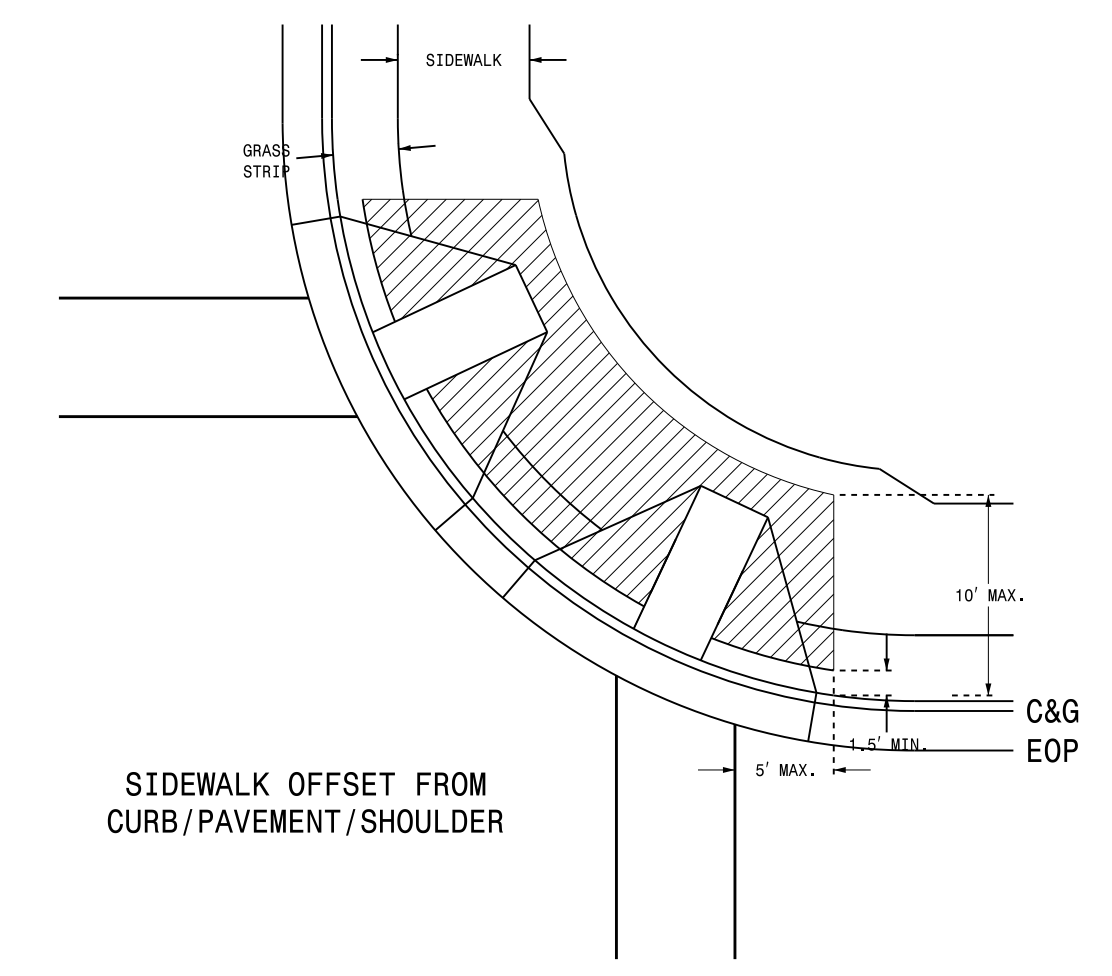
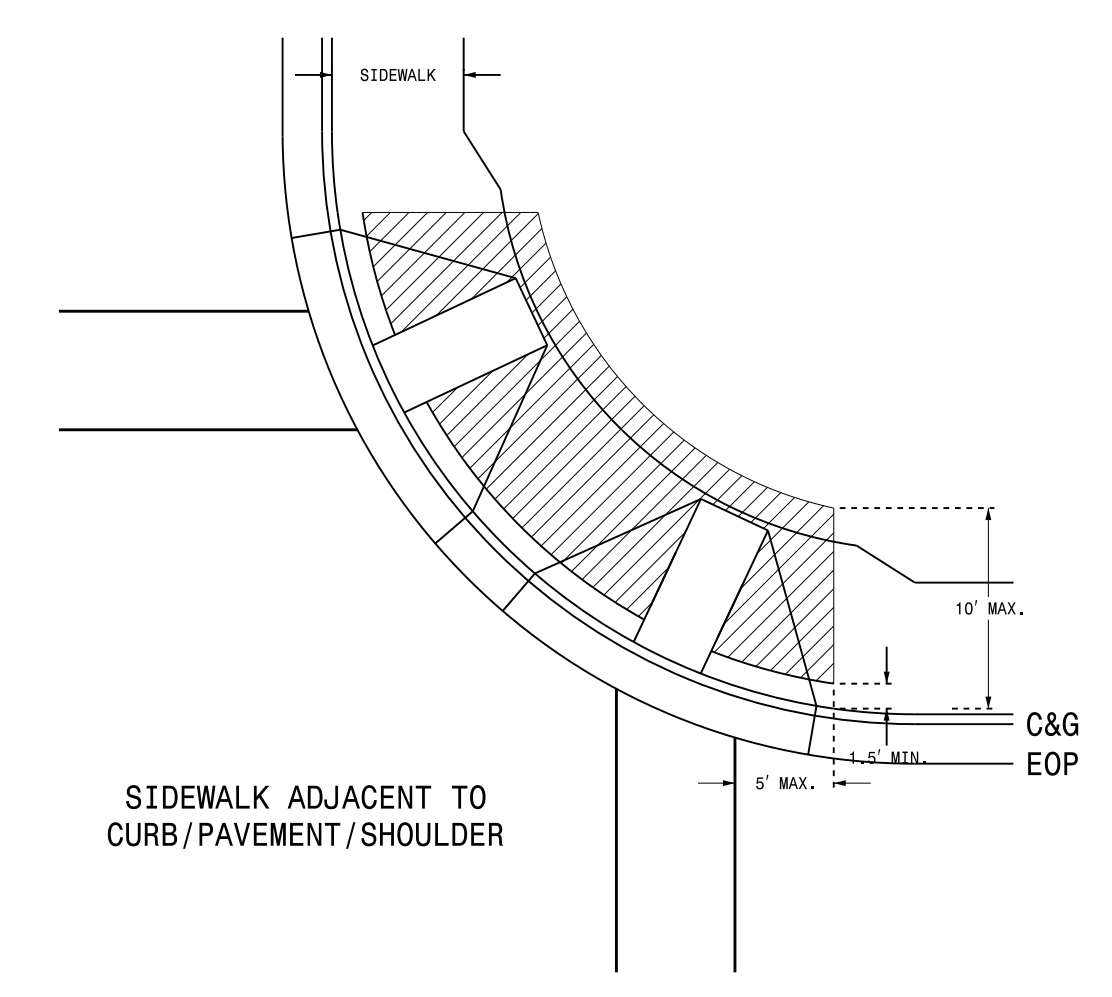
STATE OF NORTH CAROLINA  
DEPT. OF TRANSPORTATION  
DIVISION OF HIGHWAYS  
RALEIGH, N.C.

06-14

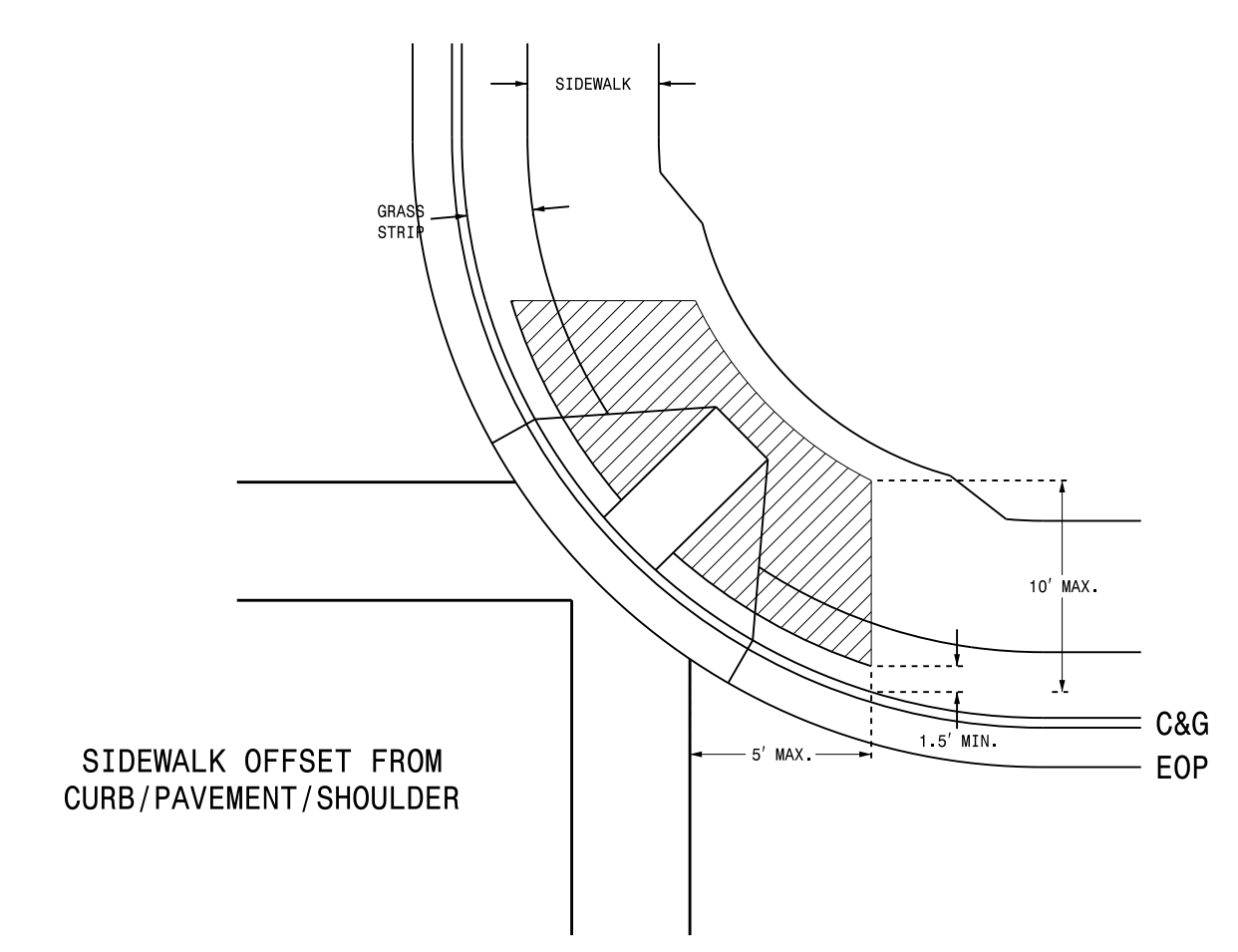
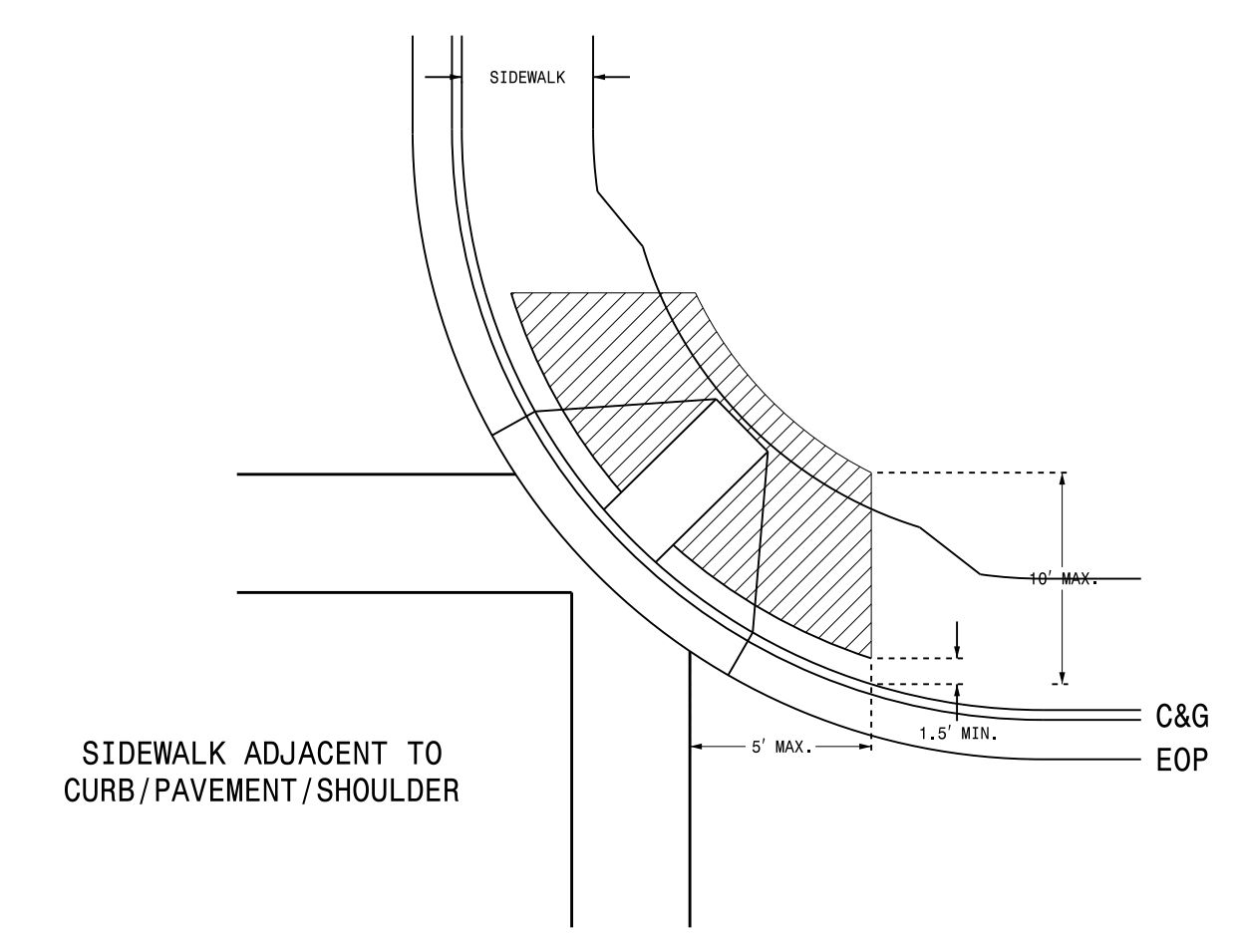
ENGLISH DETAIL DRAWING FOR  
**PEDESTRIAN PUSHBUTTON LOCATIONS**  
PLACEMENT DETAIL

SHEET 1 OF 3  
**1705D01**

**PUSHBUTTON PLACEMENT**  
SEPARATE CURB RAMPS



**PUSHBUTTON PLACEMENT**  
SHARED CURB RAMP



- NOTES**
1. Pushbutton pedestals should not be located further than 10 feet from the edge of curb, shoulder, or pavement.
  2. The face of the pushbutton should be parallel to the applicable crosswalk.
  3. Separate pushbuttons used on the same corner should be separated by a distance of at least 10 feet.
  4. Pushbuttons shall be installed adjacent to a level surface with a maximum reach distance of 10 inches.
  5. Maintain 4 feet of clearance around pedestal if located in sidewalk.
  6. Refer to section 1705 of the 2012 NCDOT Roadway Standard Drawings for Pushbutton Assembly details.
  7. Refer to section 1743 of the 2012 NCDOT Roadway Standard Drawings for Pedestal details.
  8. Contact Division Traffic Engineer for pushbutton location approval prior to installation.
  9. Curb ramps are for symbolic use only and may not reflect actual design or field conditions.

PROPOSED	LEGEND
	Signal Pole
	Type I Pushbutton Post
	Type II Signal Pedestal
	Pushbutton & Sign
	Pedestrian Signal Head
	Curb Ramp
	Pushbutton Location Area

STATE OF NORTH CAROLINA  
DEPT. OF TRANSPORTATION  
DIVISION OF HIGHWAYS  
RALEIGH, N.C.

06-14

ENGLISH DETAIL DRAWING FOR  
**PEDESTRIAN PUSHBUTTON LOCATIONS**  
PLACEMENT DETAIL

SHEET 1 OF 3  
**1705D01**

See Plate for Title

Prepared in the Offices of:

750 N. Greenfield Parkway  
Garner, NC 27529

SEAL

DocuSigned by:

18084828744604

SIGNATURE

6/17/2014

DATE

06-AUG-2014 16:37  
 S:\ITS\ASU\ITS\_Signal\Signal Design\Section\Central\_Regional\Rob's Files\Red Stds\Pushbutton Drawings\20140617.dgn  
 rz1emba