

ROADWAY STANDARD DRAWINGS

THE FOLLOWING ROADWAY STANDARDS AS SHOWN IN "ROADWAY STANDARD DRAWINGS" - PROJECT SERVICES UNIT - N.C. DEPARTMENT OF TRANSPORTATION - RALEIGH, N.C., DATED JANUARY 2012 ARE APPLICABLE TO THIS PROJECT AND BY REFERENCE HEREBY ARE CONSIDERED A PART OF THESE PLANS:

STD. NO.	TITLE
1101.01	WORK ZONE WARNING SIGNS
1101.02	TEMPORARY LANE CLOSURES
1101.03	TEMPORARY ROAD CLOSURES
1101.04	TEMPORARY SHOULDER CLOSURES
1101.05	WORK ZONE VEHICLE ACCESSES
1101.11	TRAFFIC CONTROL DESIGN TABLES
1110.01	STATIONARY WORK ZONE SIGNS
1110.02	PORTABLE WORK ZONE SIGNS
1115.01	FLASHING ARROW BOARDS
1130.01	DRUMS
1135.01	CONES
1145.01	BARRICADES
1150.01	FLAGGING DEVICES
1160.01	TEMPORARY CRASH CUSHION
1165.01	WORK VEHICLE LIGHTING SYSTEMS AND TMA DELINEATION
1170.01	PORTABLE CONCRETE BARRIER
1180.01	SKINNY - DRUM
1205.01	PAVEMENT MARKINGS - LINE TYPES AND OFFSETS
1205.02	PAVEMENT MARKINGS - TWO LANE AND MULTILANE ROADWAYS
1205.04	PAVEMENT MARKINGS - INTERSECTIONS
1205.05	PAVEMENT MARKINGS - TURN LANES
1205.07	PAVEMENT MARKINGS - PEDESTRIAN CROSSWALKS
1205.08	PAVEMENT MARKINGS - SYMBOLS AND WORD MESSAGES
1205.09	PAVEMENT MARKINGS - PAINTED ISLANDS
1205.12	PAVEMENT MARKINGS - BRIDGES
1205.13	PAVEMENT MARKINGS - LANE REDUCTIONS
1250.01	RAISED PAVEMENT MARKERS - INSTALLATION SPACING
1251.01	RAISED PAVEMENT MARKERS - (PERMANENT AND TEMPORARY)
1261.01	GUARDRAIL AND BARRIER DELINEATORS - INSTALLATION SPACING
1261.02	GUARDRAIL AND BARRIER DELINEATORS - TYPES AND MOUNTING
1262.01	GUARDRAIL END DELINEATION
1264.01	OBJECT MARKERS - TYPES
1264.02	OBJECT MARKERS - INSTALLATION

LEGEND

GENERAL

- DIRECTION OF TRAFFIC FLOW
- DIRECTION OF PEDESTRIAN TRAFFIC FLOW
- EXIST. PVMT.
- NORTH ARROW
- PROPOSED PVMT.
- TEMP. SHORING (LOCATION PURPOSES ONLY)
- WORK AREA
- PAVEMENT REMOVAL
- TEMPORARY PAVEMENT
- ON-GOING CONSTRUCTION FROM PREVIOUS PHASE
- WEDGING

PAVEMENT MARKINGS

- EXISTING LINES
- TEMPORARY LINES

TRAFFIC CONTROL DEVICES

- BARRICADE (TYPE III)
- CONE
- DRUM SKINNY DRUM TUBULAR MARKER
- TEMPORARY CRASH CUSHION
- FLASHING ARROW BOARD
- FLAGGER
- LAW ENFORCEMENT
- TRUCK MOUNTED ATTENUATOR (TMA)
- CHANGEABLE MESSAGE SIGN

TEMPORARY SIGNING

- PORTABLE SIGN
- STATIONARY SIGN
- STATIONARY OR PORTABLE SIGN

PAVEMENT MARKERS

- CRYSTAL/CRYSTAL
- CRYSTAL/RED
- YELLOW/YELLOW

PAVEMENT MARKING SYMBOLS

- PAVEMENT MARKING SYMBOLS

TEMPORARY PAVEMENT MARKING

PAVEMENT MARKINGS PAINT (4")

- PA WHITE EDGELINE
- PB YELLOW EDGELINE
- PC 10 FT. WHITE SKIP
- PD 3 FT. - 9 FT./SP WHITE MINISKIP
- PE WHITE SOLID LANE LINE
- PF 10 FT. YELLOW SKIP
- PH YELLOW SINGLE CENTER
- PI YELLOW DOUBLE CENTER

PAINT (8")

- PO WHITE DIAGONAL
- PP YELLOW DIAGONAL
- PS WHITE GORELINE

PAINT (12")

- PS WHITE GORELINE

COLD APPLIED PLASTIC (TYPE IV) (4")

- CA WHITE EDGELINE
- CD 3 FT. - 9 FT./SP WHITE MINISKIP
- CE WHITE SOLID LANE LINE
- CI YELLOW DOUBLE CENTER

PAINT (24")


- P2 WHITE STOPBAR

PAVEMENT MARKINGS PAINT (6")



- P6 WHITE EDGELINE (6")
- P7 YELLOW EDGELINE (6")
- PJ 10 FT. WHITE SKIP (6")

MARKING SYMBOLS

- QA LEFT TURN ARROW
- QB RIGHT TURN ARROW
- QC STRAIGHT ARROW
- QE COMBO. STRAIGHT/RIGHT
- QI ALPHANUMERIC CHARACTER
- QN 24" YIELD LINE TRIANGLE
- QP MERGE ARROW



APPROVED: *[Signature]* DATE: 3/9/2017



ROADWAY STANDARD
DRAWINGS & LEGEND