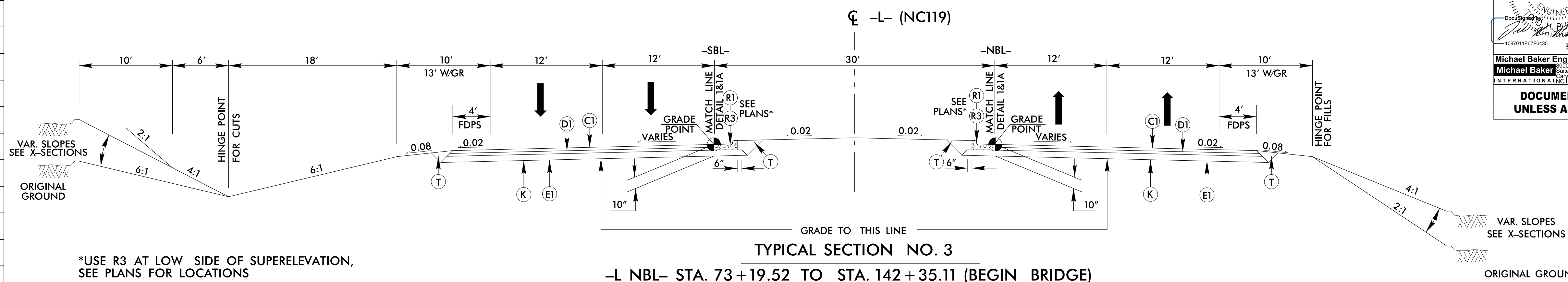
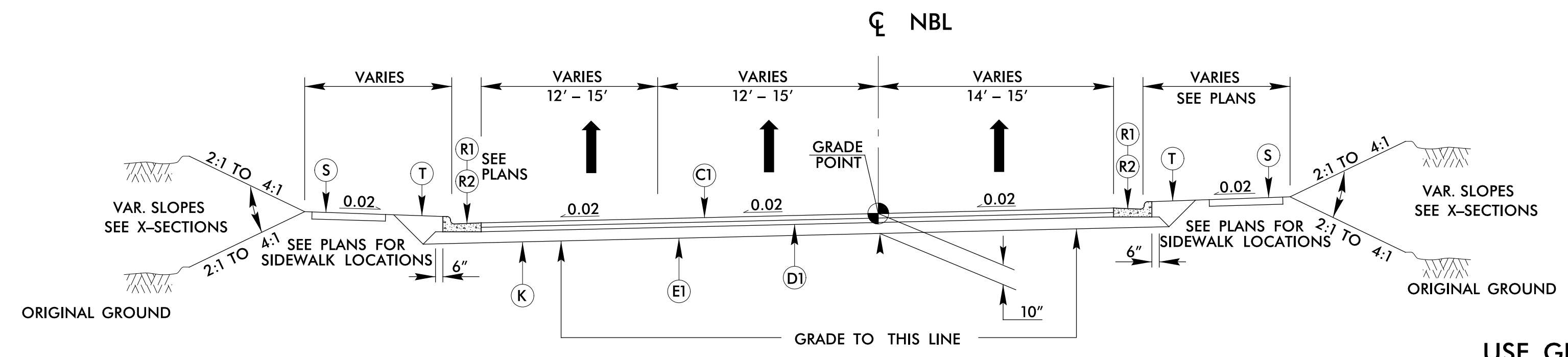


PROJECT REFERENCE NO. <i>U-3109A</i>	SHEET NO. <i>2A-3</i>
RW SHEET NO.	
ROADWAY DESIGN ENGINEER <i>Michael Baker Engineering, Inc.</i>	PAVEMENT ENGINEER <i>Michael Baker Engineering, Inc.</i>
1087011E87F9435 3/8/2017	1087011E87F9435 3/8/2017
MICHAEL BAKER ENGINEERING, INC. 1500 Prosperity Parkway Suite 500 Cary, NC 27519 INTERNATIONAL LIC. License: F-1084	
NC DEPARTMENT OF TRANSPORTATION PAVEMENT MANAGEMENT UNIT 1500 MAIL SERVICE CENTER RALEIGH, NC 27699-1593	
DOCUMENT NOT CONSIDERED FINAL UNLESS ALL SIGNATURES COMPLETED	

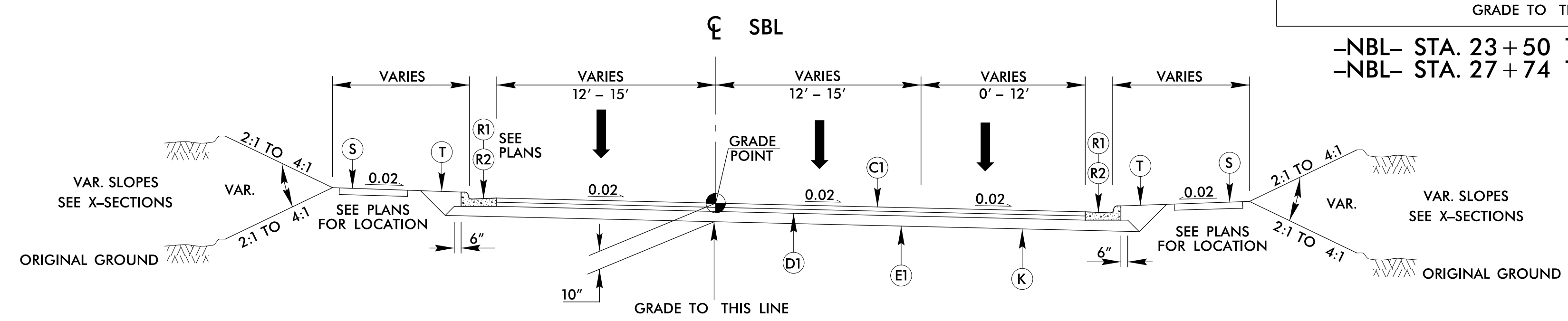
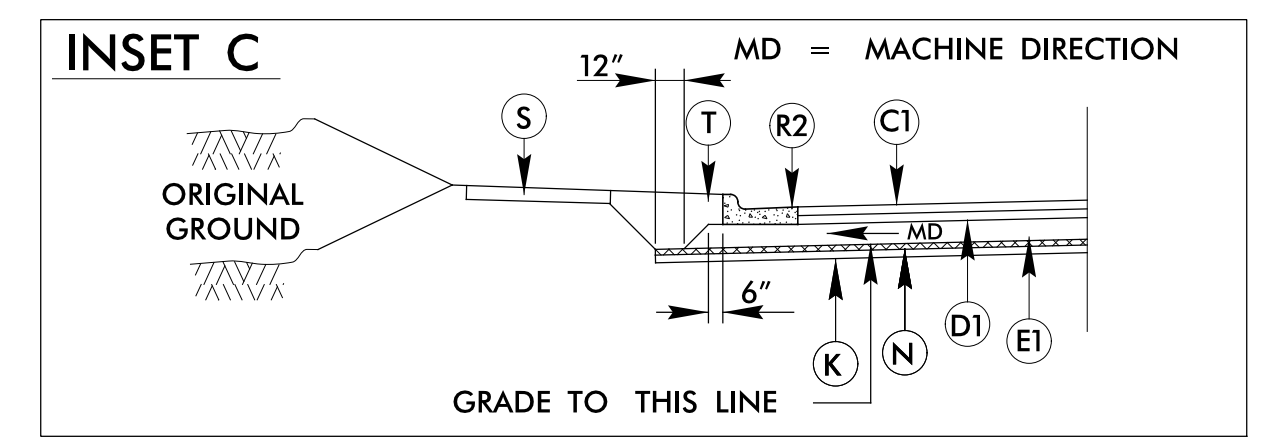
PAVEMENT SCHEDULE	
C1	3" S9.5C
C2	3" S9.5B
C3	VAR. S9.5C
C4	VAR. S9.5B
C5	1 1/2" S9.5B
C6	1 1/2" S9.5D
D1	4" I19.0C
D2	2 1/2" I19.0B
D3	4" I19.0B
D4	VAR. I19.0B
D5	VAR. I19.0C
E1	3" B25.0C
E2	5 1/2" B25.0C
E3	7" B25.0C
E4	4" B25.0B
E5	4 1/2" B25.0B
E6	VAR. B25.0B
E7	VAR. B25.0C
J1	4" ABC
J2	6" ABC
J3	8" ABC
J4	10" ABC
J5	VAR. ABC
K	SUBGRADE STABILIZATION
N	GEOTEXTILE PAVE. STABILIZATION
P	PRIME COAT
R1	1'-6" C & G
R2	2'-6" C & G
R3	2'-9" C & G
R4	5" MCI
R5	RUMBLE STRIPS
S	4" SIDEWALK
T	EARTH MATERIAL
U	EXIST. PAVEMENT
V1	MILLING 3"
V2	MILLING 1 1/2"
W1	WEDGING
W2	WEDGING
W3	WEDGING



*USE R3 AT LOW SIDE OF SUPERELEVATION, SEE PLANS FOR LOCATIONS



USE GEOTEXTILE FOR PAVEMENT STABILIZATION
 DETAIL WITH TRENCH SECTION AS FOLLOWS:
 (THESE LOCATIONS TO BE INVESTIGATED DURING CONSTRUCTION)



REVISIONS

2/21/2017 9:02:56 AM
 P:\Highway\Projects\3109A_Pkg_Typ.dgn
 User: mackner