
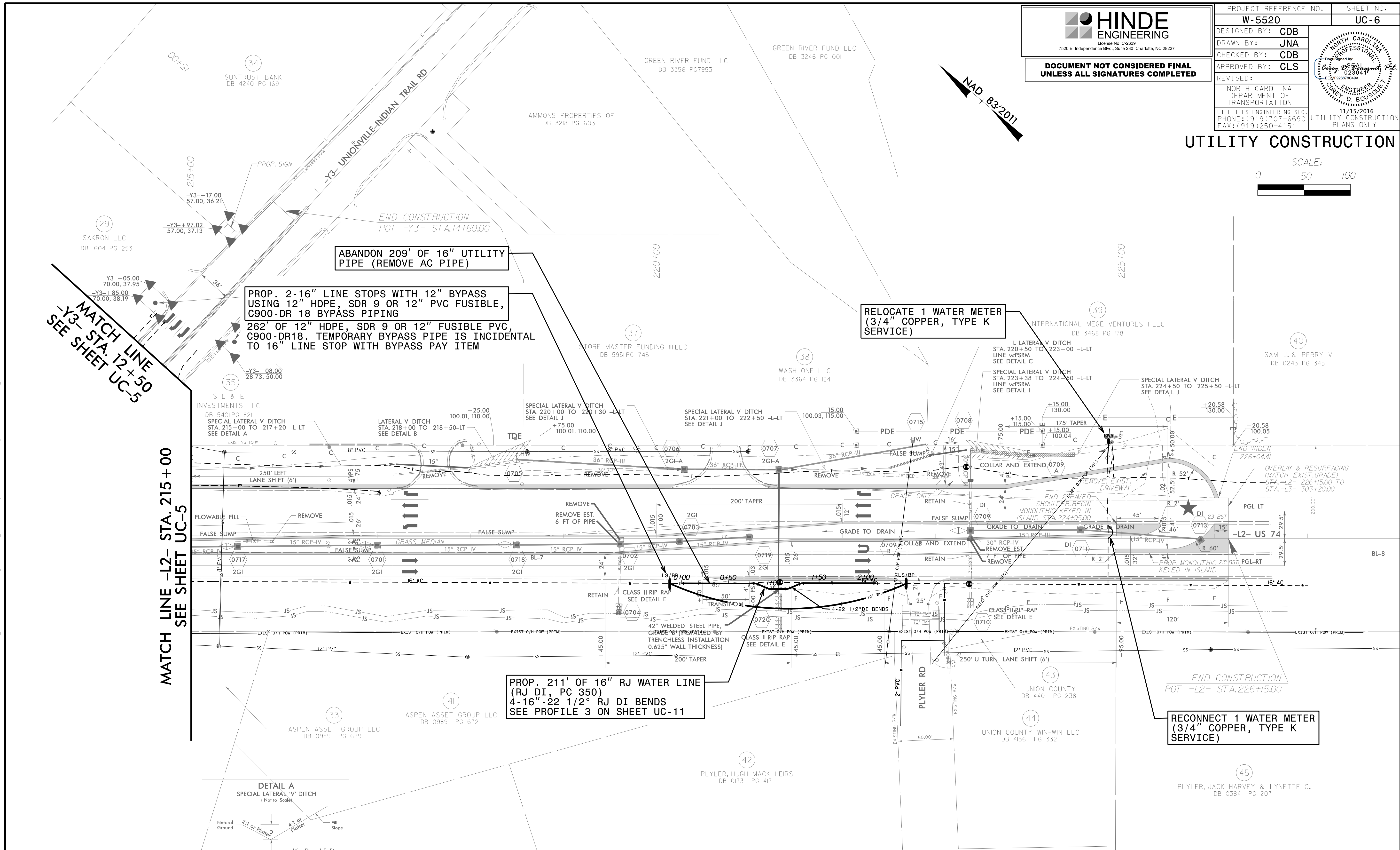


HINDE ENGINEERING
 License No. C-2639
 7520 E. Independence Blvd., Suite 230 Charlotte, NC 28227

**DOCUMENT NOT CONSIDERED FINAL
 UNLESS ALL SIGNATURES COMPLETED**

PROJECT REFERENCE NO.	W-5520	SHEET NO.	UC-6
DESIGNED BY:	CDB		
DRAWN BY:	JNA		
CHECKED BY:	CDB		
APPROVED BY:	CLS		
REVISED:			
NORTH CAROLINA DEPARTMENT OF TRANSPORTATION		11/15/2016	
UTILITIES ENGINEERING SEC. PHONE: (919) 707-6690 FAX: (919) 250-4151		UTILITY CONSTRUCTION PLANS ONLY	

UTILITY CONSTRUCTION



**MATCH LINE -Y3- STA. 12+50
 SEE SHEET UC-5**

**MATCH LINE -L2- STA. 215+00
 SEE SHEET UC-5**

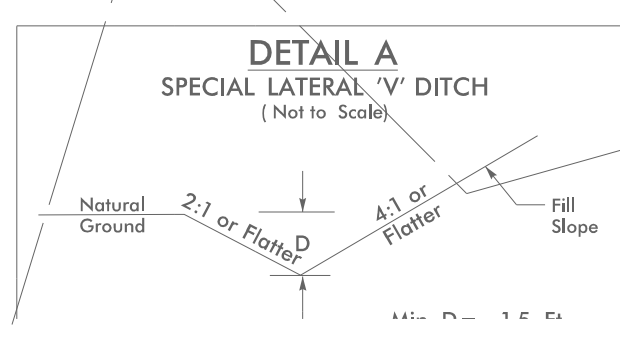
ABANDON 209' OF 16" UTILITY PIPE (REMOVE AC PIPE)

PROP. 2-16" LINE STOPS WITH 12" BYPASS USING 12" HDPE, SDR 9 OR 12" PVC FUSIBLE, C900-DR 18 BYPASS PIPING
262' OF 12" HDPE, SDR 9 OR 12" FUSIBLE PVC, C900-DR18. TEMPORARY BYPASS PIPE IS INCIDENTAL TO 16" LINE STOP WITH BYPASS PAY ITEM

RELOCATE 1 WATER METER (3/4" COPPER, TYPE K SERVICE)

PROP. 211' OF 16" RJ WATER LINE (RJ DI, PC 350)
4-16"-22 1/2" RJ DI BENDS
SEE PROFILE 3 ON SHEET UC-11

RECONNECT 1 WATER METER (3/4" COPPER, TYPE K SERVICE)



NOTE:
 THE ESTIMATED QUANTITY OF DUCTILE IRON WATER PIPE FITTINGS ON THIS PLAN SHEET IS 2000 POUNDS. THE ACTUAL QUANTITY AND TYPE OF FITTINGS WILL VARY BASED ON FIELD CONDITIONS.

I:\5 NOV-2016 07:22 PROJECTS\2013\A2013114.00 DRMP - W-5520 - IndianTrail-US 74\Design\Utilities\Engineering\UC\Proj\W5520_ut_rdy7_UC06_psh.dgn