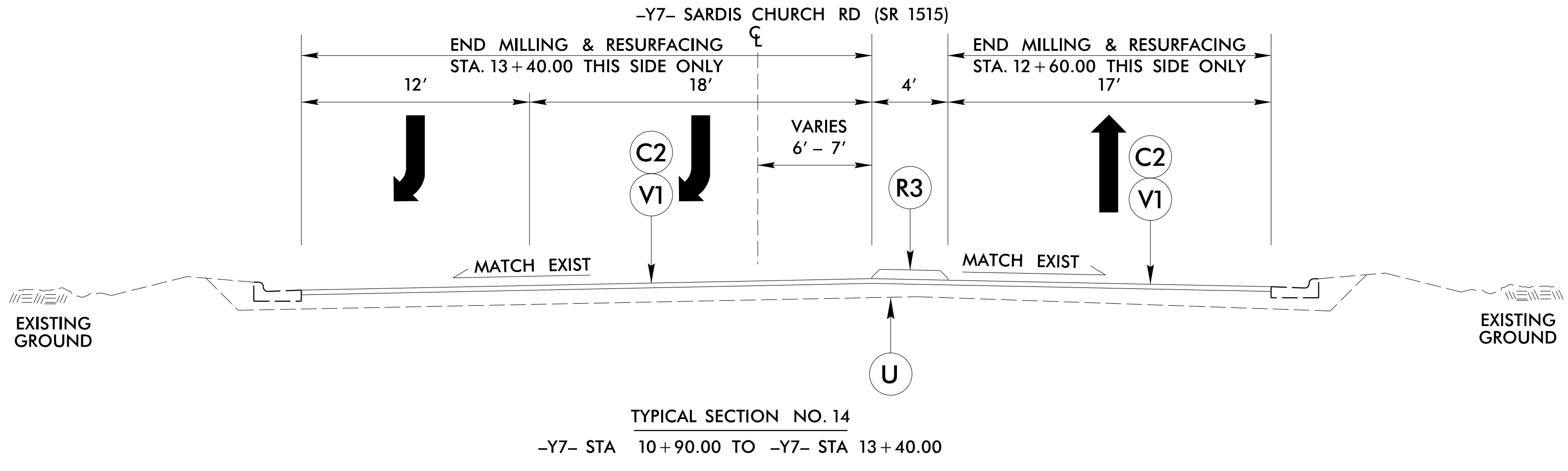
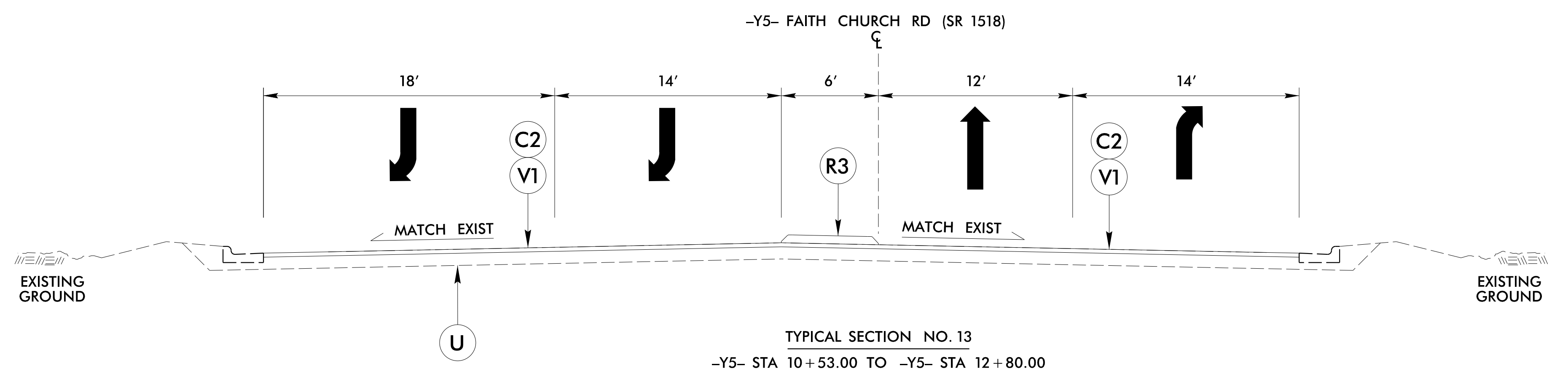
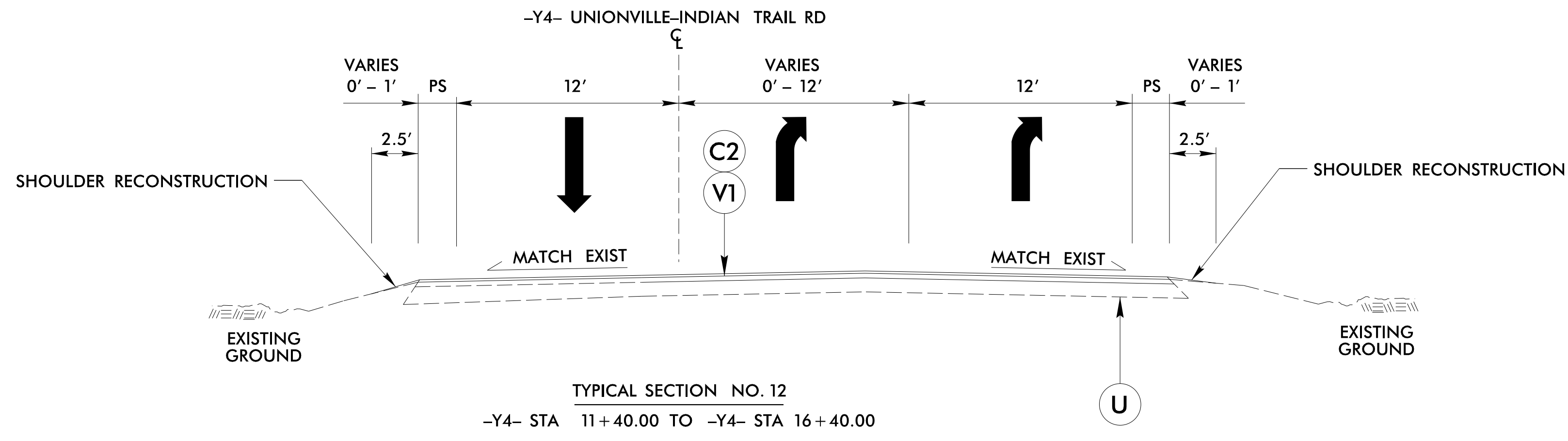
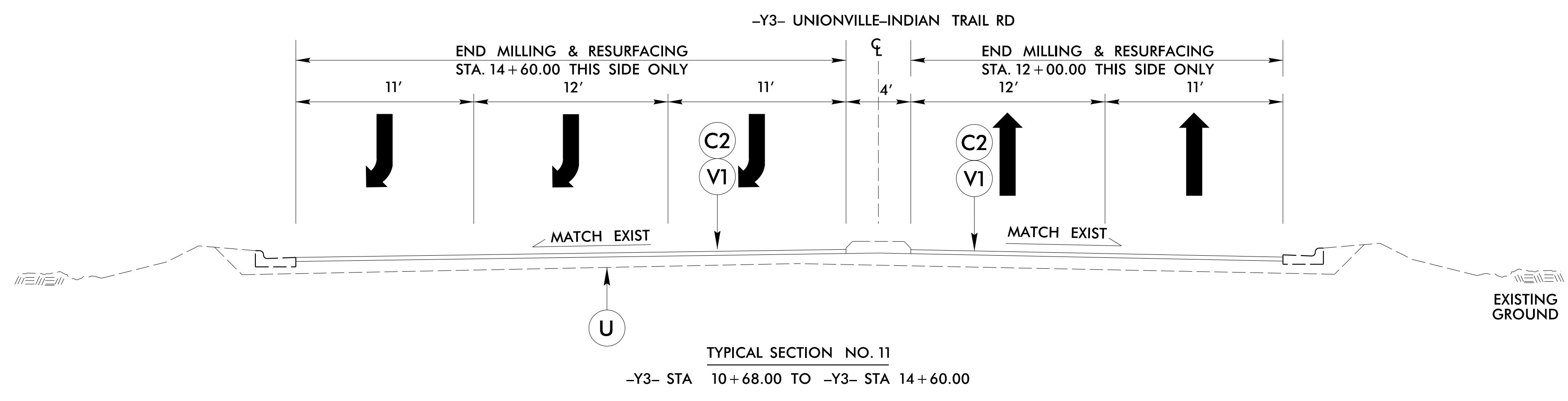


6/2/2017

| | |
|--|--|
| PROJECT REFERENCE NO. W-5520 | SHEET NO. 2A-5 |
| ROADWAY DESIGN ENGINEER SEAL JAMES E. BECK 2/2/2017 | PAVEMENT DESIGN ENGINEER SEAL CLARK S. MORRISON 2/10/2017 |

DOCUMENT NOT CONSIDERED FINAL
UNLESS ALL SIGNATURES COMPLETED



| PAVEMENT SCHEDULE | |
|-----------------------|------------------|
| FINAL PAVEMENT DESIGN | |
| C1 | 3" SF9.5A |
| C2 | 1 1/2" S9.5C |
| C3 | 3" S9.5C |
| C4 | VAR. S9.5C |
| D1 | 4" I19.0C |
| D2 | VAR. I19.0C |
| E1 | 4" B25.0C |
| E2 | 4 1/2" B25.0C |
| E3 | 11" B25.0C |
| E4 | VAR. B25.0C |
| R1 | 2'-6" C & G |
| R2 | 4" ISLAND COVER |
| R3 | 5" MCI (SURF.) |
| R4 | 5" MCI (KEYED) |
| R5 | MOUNTABLE MEDIAN |
| S | 4" SIDEWALK |
| T | EARTH MATERIAL |
| U | EXIST. PAVEMENT |
| V1 | 1 1/2" MILLING |
| V2 | VAR. MILLING |
| W | WEDGING |

12/9/2016 9:34:18 AM
N:\Projects\160520\160520_Rdy_typ.dgn