

NOTES

FOR BRIDGE APPROACH FILL INCLUDING GEOTEXTILE, 4" Ø DRAINAGE PIPE, AND #78M STONE BACKFILL, SEE ROADWAY PLANS.

GEOTEXTILE SHALL BE TYPE 1 IN ACCORDANCE WITH THE STANDARD SPECIFICATIONS SECTION 1056.

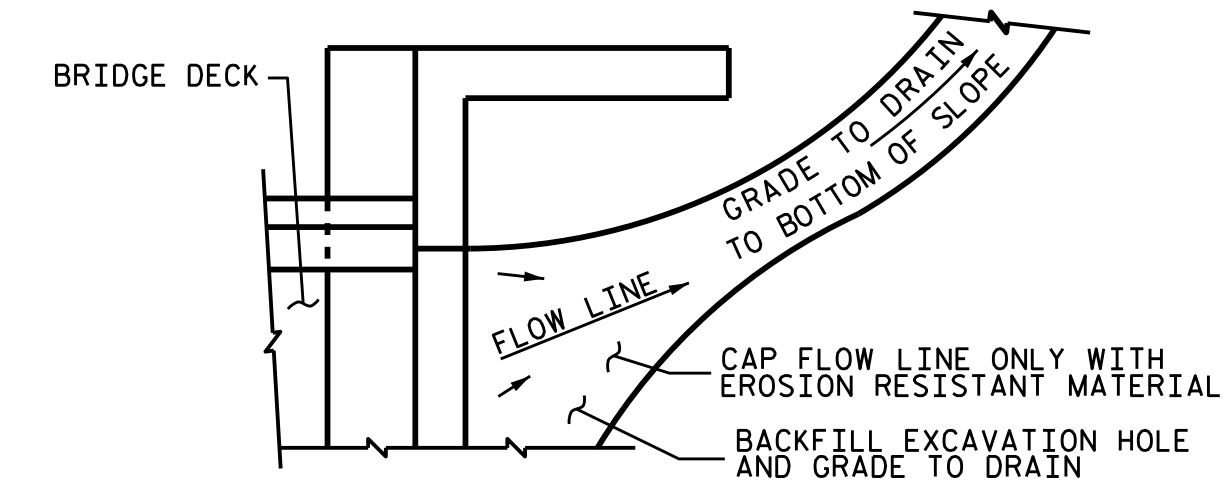
#78M STONE BACKFILL (CLASS V SELECT MATERIAL) SHALL BE IN ACCORDANCE WITH STANDARD SPECIFICATIONS SECTION 1016.

#78M STONE BACKFILL IS TO BE CONTINUOUS ALONG FILL FACE OF BACKWALL FROM OUTSIDE EDGE TO OUTSIDE EDGE OF APPROACH SLAB.

FOR THE 4" Ø DRAINAGE PIPE OUTLET(S), SEE ROADWAY STANDARD DRAWINGS.

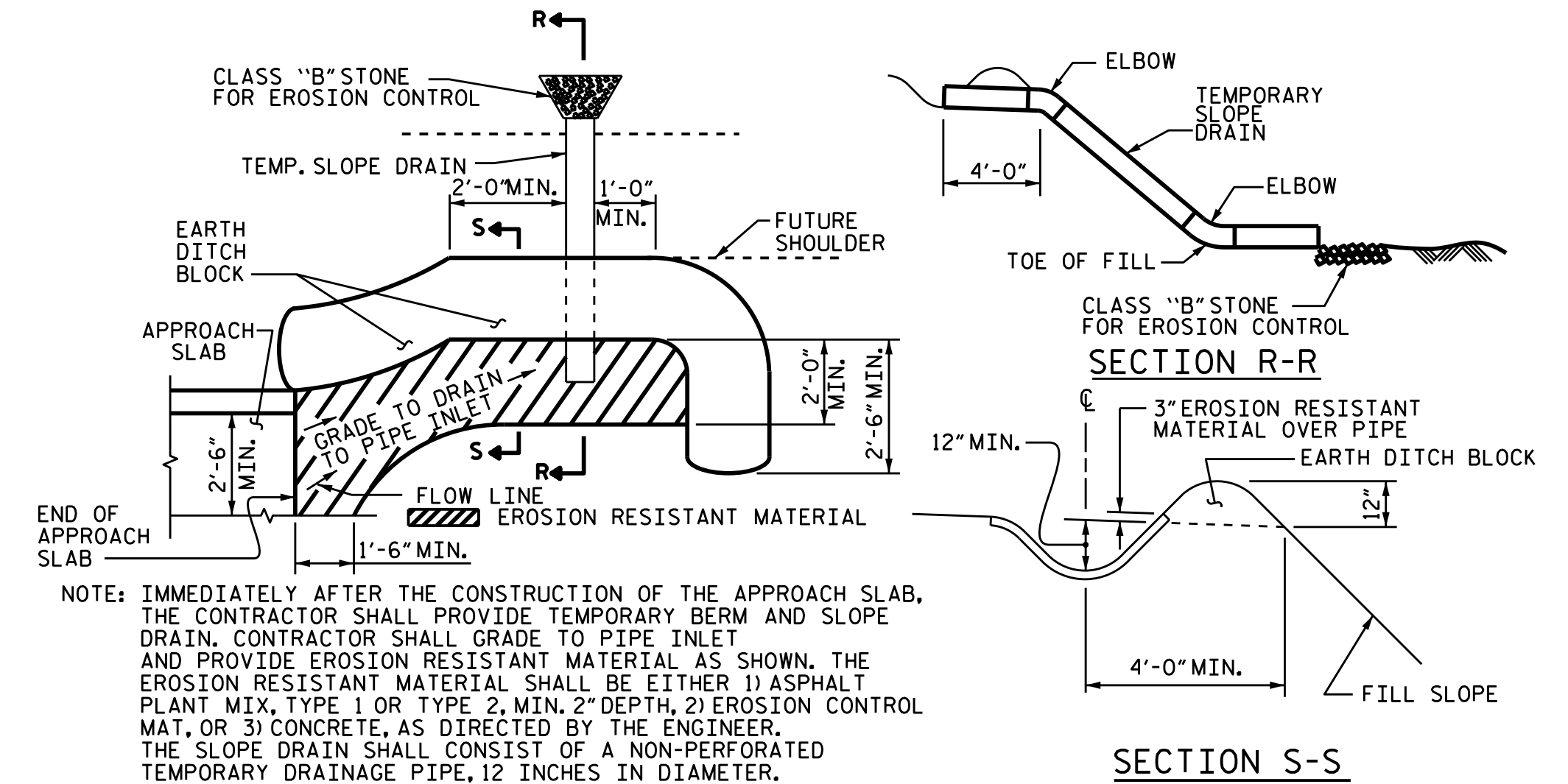
AREA BETWEEN THE WINGWALL AND APPROACH SLAB SHALL BE GRADED TO DRAIN THE WATER AWAY FROM THE FILL FACE OF THE BRIDGE AND SHALL BE PAVED. SEE ROADWAY PLANS.

APPROACH SLAB GROOVING IS NOT REQUIRED.



NOTE: IF THE APPROACH SLAB IS NOT CONSTRUCTED IMMEDIATELY AFTER THE BACKFILLING OF THE END BENT EXCAVATION, GRADE TO DRAIN TO THE BOTTOM OF THE SLOPE AND PROVIDE EROSION RESISTANT MATERIAL, SUCH AS FIBERGLASS ROVING OR AS DIRECTED BY THE ENGINEER TO PREVENT SOIL EROSION AND TO PROTECT THE AREA ADJACENT TO THE STRUCTURE. THE CONTRACTOR WILL BE REQUIRED TO REMOVE THESE MATERIALS PRIOR TO CONSTRUCTION OF THE APPROACH SLAB.

TEMPORARY DRAINAGE DETAIL

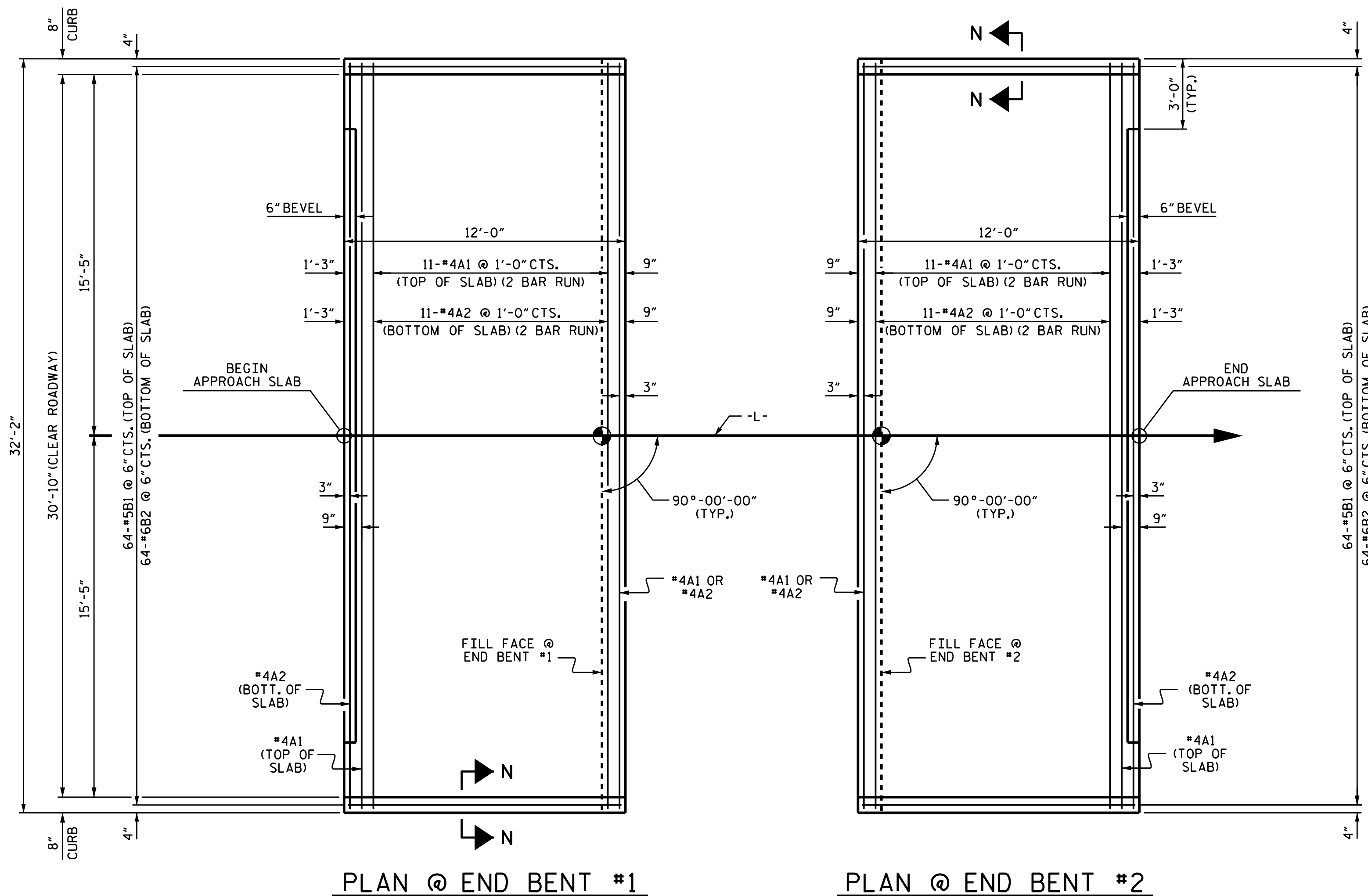


NOTE: IMMEDIATELY AFTER THE CONSTRUCTION OF THE APPROACH SLAB, THE CONTRACTOR SHALL PROVIDE TEMPORARY BERM AND SLOPE DRAIN. CONTRACTOR SHALL GRADE TO PIPE INLET AND PROVIDE EROSION RESISTANT MATERIAL AS SHOWN. THE EROSION RESISTANT MATERIAL SHALL BE EITHER 1) ASPHALT PLANT MIX, TYPE 1 OR TYPE 2, MIN. 2" DEPTH, 2) EROSION CONTROL MAT, OR 3) CONCRETE, AS DIRECTED BY THE ENGINEER. THE SLOPE DRAIN SHALL CONSIST OF A NON-PERFORATED TEMPORARY DRAINAGE PIPE, 12 INCHES IN DIAMETER.

PLAN VIEW

TEMPORARY BERM AND SLOPE DRAIN DETAILS

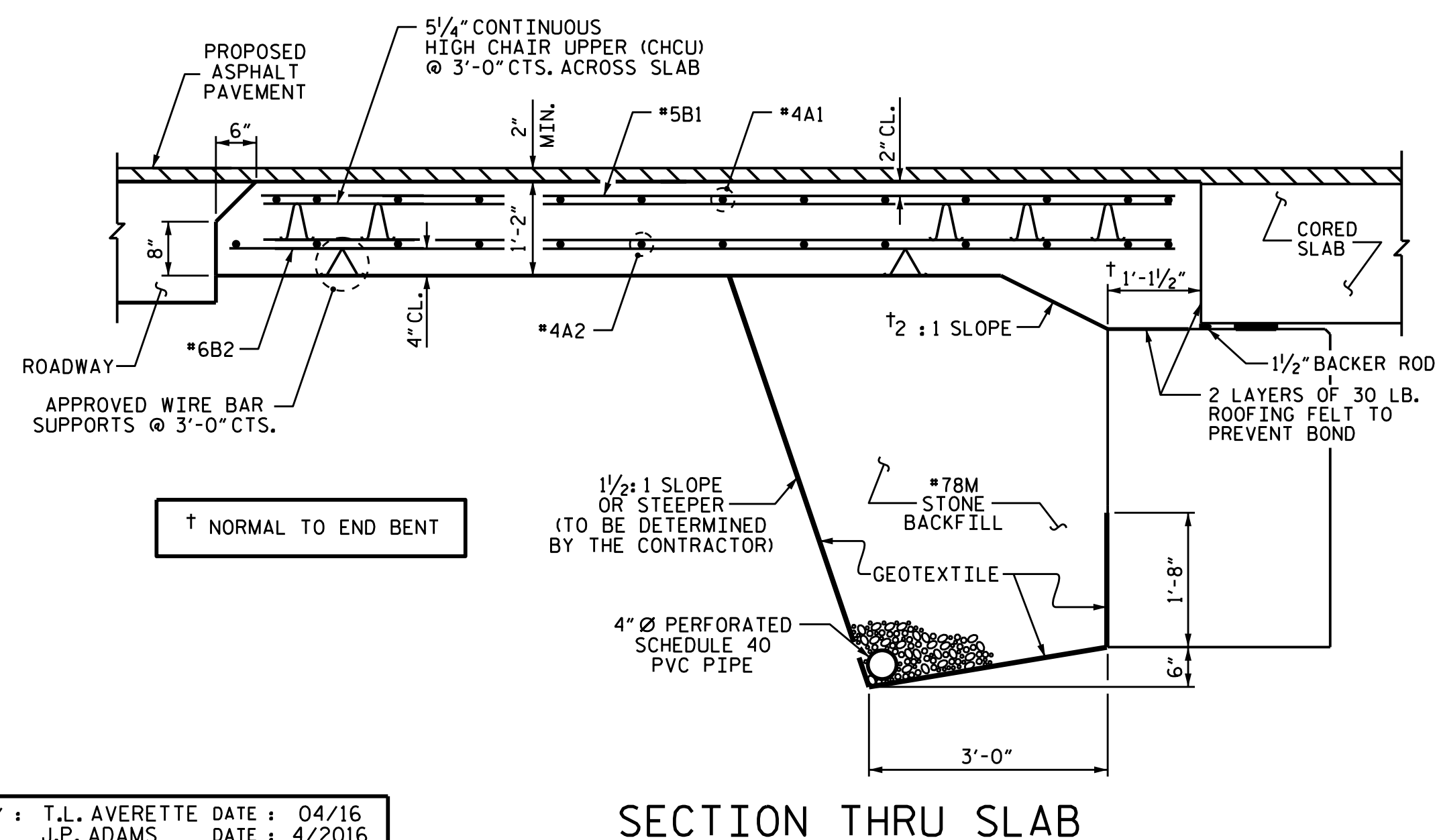
(TO BE USED WHEN SHOULDER BERM GUTTER IS REQUIRED)



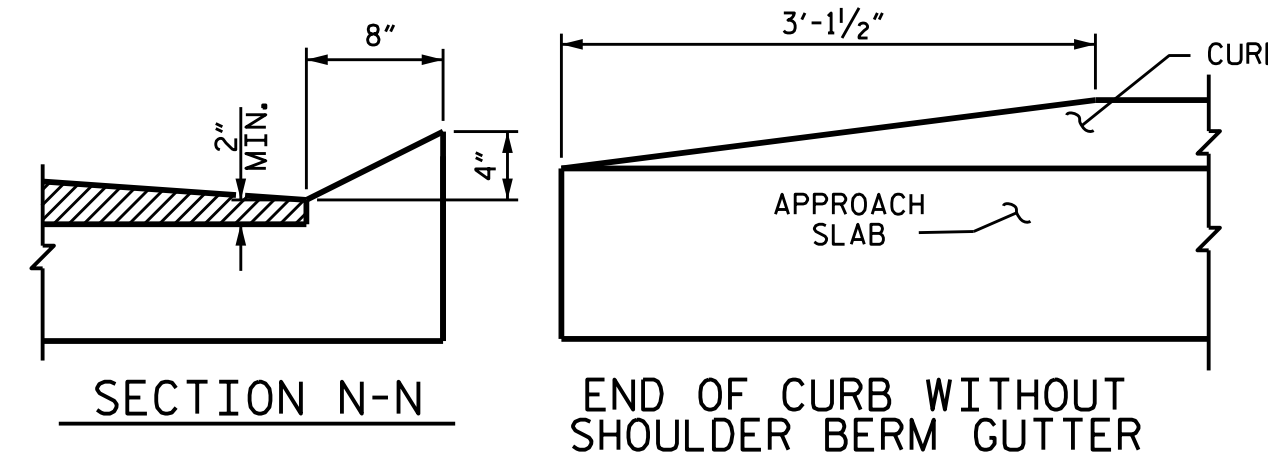
PLAN @ END BENT #1

PLAN @ END BENT #2

DIMENSIONS SHOWN ARE TYPICAL FOR BOTH APPROACH SLABS




SECTION THRU SLAB



CURB DETAILS

SPLICE LENGTHS		
BAR SIZE	EPOXY COATED	UNCOATED
#4	2'-0"	1'-9"
#5	2'-6"	2'-2"
#6	3'-10"	2'-7"



BILL OF MATERIAL						
APPROACH SLAB AT EB #1						
BAR	NO.	SIZE	TYPE	LENGTH	WEIGHT	
*A1	26	#4	STR	16'-11"	294	
A2	26	#4	STR	16'-9"	291	
*B1	64	#5	STR	11'-2"	745	
B2	64	#6	STR	11'-8"	1121	
REINFORCING STEEL					LBS.	1412
*EPOXY COATED REINFORCING STEEL					LBS.	1039
CLASS AA CONCRETE					C. Y.	18.4
APPROACH SLAB AT EB #2						
BAR	NO.	SIZE	TYPE	LENGTH	WEIGHT	
*A1	26	#4	STR	16'-11"	294	
A2	26	#4	STR	16'-9"	291	
*B1	64	#5	STR	11'-2"	745	
B2	64	#6	STR	11'-8"	1121	
REINFORCING STEEL					LBS.	1412
*EPOXY COATED REINFORCING STEEL					LBS.	1039
CLASS AA CONCRETE					C. Y.	19.5

ASSEMBLED BY : T.L. AVERETTE DATE : 04/16
 CHECKED BY : J.P. ADAMS DATE : 4/2016
 DRAWN BY : SHS/MAA 5-09
 CHECKED BY : BCH 5-09

REV. 9-15 MAA/TMG

22-FEB-2017 08:00
 R:\Structures\Plans\Misc.draw\B5166.SD.AS.dgn
 kaiford

DOCUMENT NOT CONSIDERED FINAL UNLESS ALL SIGNATURES COMPLETED

PROJECT NO. B-5166
GRANVILLE COUNTY
 STATION: 16+34.00 -L-

STATE OF NORTH CAROLINA DEPARTMENT OF TRANSPORTATION RALEIGH					
STANDARD BRIDGE APPROACH SLAB FOR PRESTRESSED CONCRETE CORED SLAB UNIT (SUB-REGIONAL TIER) 90° SKEW					
REVISIONS					
NO.	BY:	DATE:	NO.	BY:	DATE:
1			3		
2			4		

SHEET NO. S-20
 TOTAL SHEETS 20