

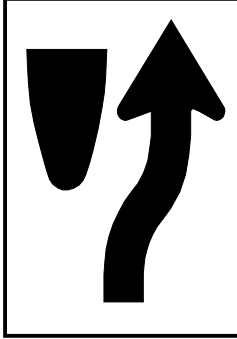






















<p>401 QUANTITY REQ'D <u>4</u></p>  <p>R2-1 24" X 30"</p> <p>ONE "U" POST PER SIGN</p>	<p>406 QUANTITY REQ'D <u>1</u></p>  <p>W4-1 (R) 48" X 48"</p> <p>TWO "U" POSTS PER SIGN</p>	<p>411 QUANTITY REQ'D <u>4</u></p>  <p>R4-7 24" X 30"</p> <p>ONE "U" POST PER SIGN</p>	<p>416 QUANTITY REQ'D <u>2</u></p>  <p>W13-1P 24" X 24"</p> <p>MOUNT BELOW SIGN NO. 417 N 2 INSTALLATIONS</p>	<p>420 QUANTITY REQ'D <u>6</u></p>  <p>W1-8 (R) 30" X 36"</p> <p>INSTALL EACH SIGN ON TWO "U" POSTS SPACED APPROXIMATELY 24" APART ON SUPPORT CENTER. INSTALL 28" HORIZONTAL CROSS BRACING LEAVING A 1 INCH MARGIN FROM LEFT AND RIGHT EDGES OF SIGN. INSTALLATION HEIGHT: BOTTOM OF SIGN SHALL BE 4 FEET ABOVE THE EDGE OF THE EDGE OF TRAVEL LANE ELEVATION (RIGHT EDGE OF RAMP). ALL OTHER PORTIONS OF ROADWAY STANDARD DRAWING #904.50 APPLY.</p>
<p>402 QUANTITY REQ'D <u>3</u></p>  <p>R1-2 36" X 36"</p> <p>ONE "U" POST PER SIGN</p>	<p>407 QUANTITY REQ'D <u>1</u></p>  <p>W3-3 36" X 36"</p> <p>ONE "U" POST PER SIGN</p>	<p>412 QUANTITY REQ'D <u>1</u></p>  <p>R3-1 36" X 36"</p> <p>ONE "U" POST PER SIGN</p>	<p>417 QUANTITY REQ'D <u>2</u></p>  <p>W1-2L 36" X 36"</p> <p>ONE "U" POST PER SIGN</p>	<p>421 QUANTITY REQ'D <u>6</u></p>  <p>W1-8 (L) 30" X 36"</p> <p>ONE "U" POST PER SIGN</p>
<p>403 QUANTITY REQ'D <u>7</u></p>  <p>R5-1 36" X 36"</p> <p>ONE "U" POST PER SIGN</p>	<p>408 QUANTITY REQ'D <u>1</u></p>  <p>W13-6 36" X 60"</p> <p>TWO "U" POSTS PER SIGN</p>	<p>413 QUANTITY REQ'D <u>1</u></p>  <p>W9-2 (R) 36" X 36"</p> <p>ONE "U" POST PER SIGN</p>	<p>418 QUANTITY REQ'D <u>6</u></p>  <p>R6-1 (R) 54" X 18"</p> <p>TWO "U" POSTS PER SIGN</p>	<p>422 QUANTITY REQ'D <u>1</u></p>  <p>R4-7c 18" X 30"</p> <p>ONE "U" POST PER SIGN</p>
<p>404 QUANTITY REQ'D <u>5</u></p>  <p>R5-1a 36" X 24"</p> <p>ONE "U" POST PER SIGN</p>	<p>409 QUANTITY REQ'D <u>1</u></p>  <p>W13-7 36" X 60"</p> <p>TWO "U" POSTS PER SIGN</p>	<p>414 QUANTITY REQ'D <u>2</u></p>  <p>W9-1 (R) 36" X 36"</p> <p>ONE "U" POST PER SIGN</p>	<p>419 QUANTITY REQ'D <u>1</u></p>  <p>R6-1 (L) 54" X 18"</p> <p>TWO "U" POSTS PER SIGN</p>	
<p>405 QUANTITY REQ'D <u>2</u></p>  <p>R6-1 (R) 36" X 12"</p> <p>TWO "U" POSTS PER SIGN</p>	<p>410 QUANTITY REQ'D <u>5</u></p>  <p>R1-1 36" X 36"</p> <p>MOUNT BELOW SIGN NO. 405 IN 2 INSTALLATIONS (THESE 2 ON TWO "U" POSTS)</p> <p>ONE "U" POST PER SIGN</p>	<p>415 QUANTITY REQ'D <u>4</u></p>  <p>36" X 36"</p> <p>ONE "U" POST PER SIGN</p>	<p>DOCUMENT NOT CONSIDERED FINAL UNLESS ALL SIGNATURES COMPLETED</p>	

PROGRESSIVE
DESIGN GROUP, INC.
ENGINEERS • CONSULTANTS

APPROVED: *Tim Arty* DATE: 12/8/2016



SEAL
025465

**SIGNING PLAN
TYPE "E" SIGNS**