

STATE OF NORTH CAROLINA
DEPT. OF TRANSPORTATION
DIVISION OF HIGHWAYS
RALEIGH, N.C.

ENGLISH DETAIL DRAWING FOR
2'-9" CONCRETE CURB & GUTTER

SHEET 1 OF 1
846D01

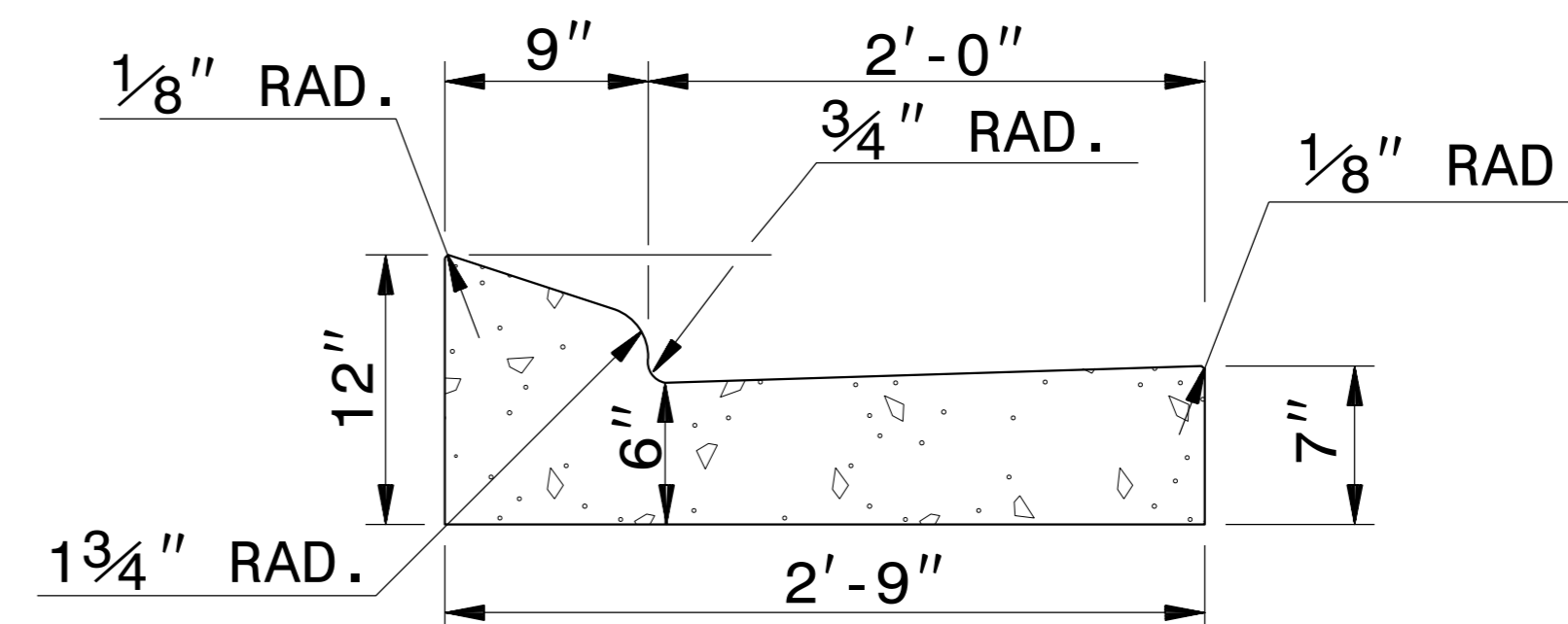
GENERAL NOTES:

- PLACE CONTRACTION JOINTS AT 10' INTERVALS, EXCEPT THAT A 15' SPACING MAY BE USED WHEN A MACHINE IS USED OR WHEN SATISFACTORY SUPPORT FOR THE FACE FORM CAN BE OBTAINED WITHOUT THE USE OF TEMPLATES AT 10' INTERVALS.
- JOINT SPACING MAY BE ALTERED IF REQUIRED BY THE ENGINEER.
- CONTRACTION JOINTS MAY BE INSTALLED WITH THE USE OF TEMPLATES OR FORMED BY OTHER APPROVED METHODS. MAKE NON-TEMPLATE FORMED JOINTS A MIN. OF 1 1/2" DEEP.
- FILL ALL CONSTRUCTION JOINTS WITH JOINT FILLER AND SEALER.
- SPACE EXPANSION JOINTS AT 90' INTERVALS AND ADJACENT TO ALL RIGID OBJECTS.
- SEE RDWY. STD. DWG. NO. 846.01, SHEET 2 OF 3 FOR PLACEMENT IN SUPERELEVATIONS. (USE 2'-6" CURB AND GUTTER RATES)

STATE OF NORTH CAROLINA
DEPT. OF TRANSPORTATION
DIVISION OF HIGHWAYS
RALEIGH, N.C.

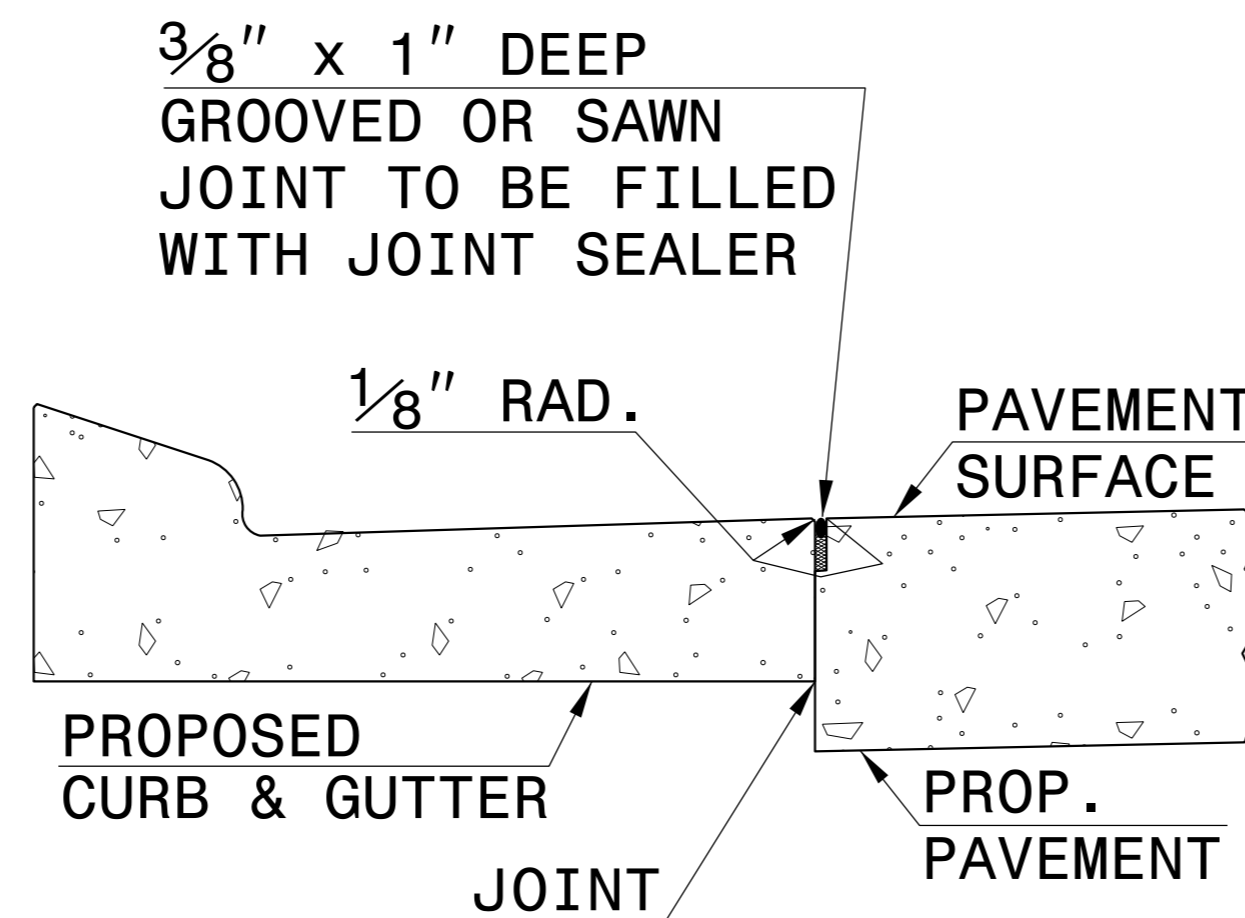
ENGLISH DETAIL DRAWING FOR
2'-9" CONCRETE CURB & GUTTER

SHEET 1 OF 1
846D01

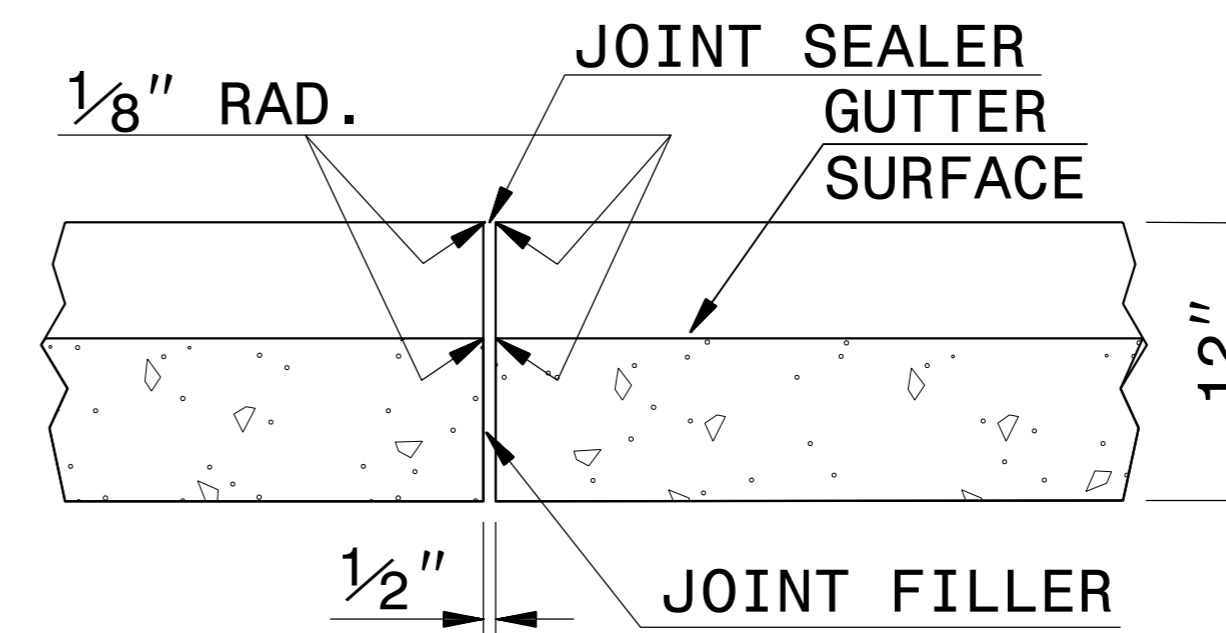


2'-9" CURB AND GUTTER

SECTION VIEW OF CURB AND GUTTER




LONGITUDINAL JOINT



**TRANSVERSE EXPANSION JOINT
IN CURB AND GUTTER**

SECTION VIEW OF JOINTS



**CONTRACT STANDARDS
AND DEVELOPMENT UNIT**
Office 919-707-6950 FAX 919-250-4119

SEE PLATE FOR TITLE

ORIGINAL BY: STD. 846.01 DATE: _____
 MODIFIED BY: E.E. WARD DATE: 8-15-00
 CHECKED BY: _____ DATE: _____
 FILE SPEC.: /usr/details/stand/c&g2'-9".dgn

DOCUMENT NOT CONSIDERED FINAL
UNLESS ALL SIGNATURES COMPLETED

846D01.dwg
3/16/2017 10:00 AM
JACK S. SWAINE
3/16/2017 10:00 AM