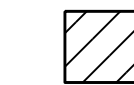


REPAIR QUANTITY TABLE

REPAIRS BENT 48	QUANTITIES			
	ESTIMATE		ACTUAL	
SHOTCRETE REPAIRS	AREA SF	VOLUME CF	AREA SF	VOLUME CF
CAP (VERTICAL FACE)	0	0		
CAP (HORIZONTAL, CORNER)	0	0		
EPOXY RESIN INJECTION		LN. FT		LN. FT
CAP		0		

VALUES IN CHART REPRESENT ESTIMATED REPAIR TOTALS AFTER REMOVAL OF UNSOUND CONCRETE, MIN. OF 1" BEHIND REBAR AND MIN. 2 CL TO SAWCUT. SEE REPAIR DETAILS.

 - SHOTCRETE REPAIR
 ERI - EPOXY RESIN INJECTION

NOTES:

REPAIR LOCATIONS AND ESTIMATE OF QUANTITIES ARE GIVEN WITH THE BEST INFORMATION AVAILABLE. IF ADDITIONAL REPAIRS NOT SHOWN ON THE DRAWINGS ARE DEEMED NECESSARY BY THE INSPECTOR OR ENGINEER THE CONTRACTOR SHALL NOTE ON THE DRAWINGS THE APPROXIMATE LOCATION AND DESCRIPTION OF THE REPAIRS AND ADJUST THE ACTUAL QUANTITIES ENTERED INTO THE REPAIR QUANTITY TABLE.

FOR CAP AND COLUMN REPAIR DETAILS, SEE "TYPICAL CAP AND COLUMN REPAIR DETAILS" SHEET.

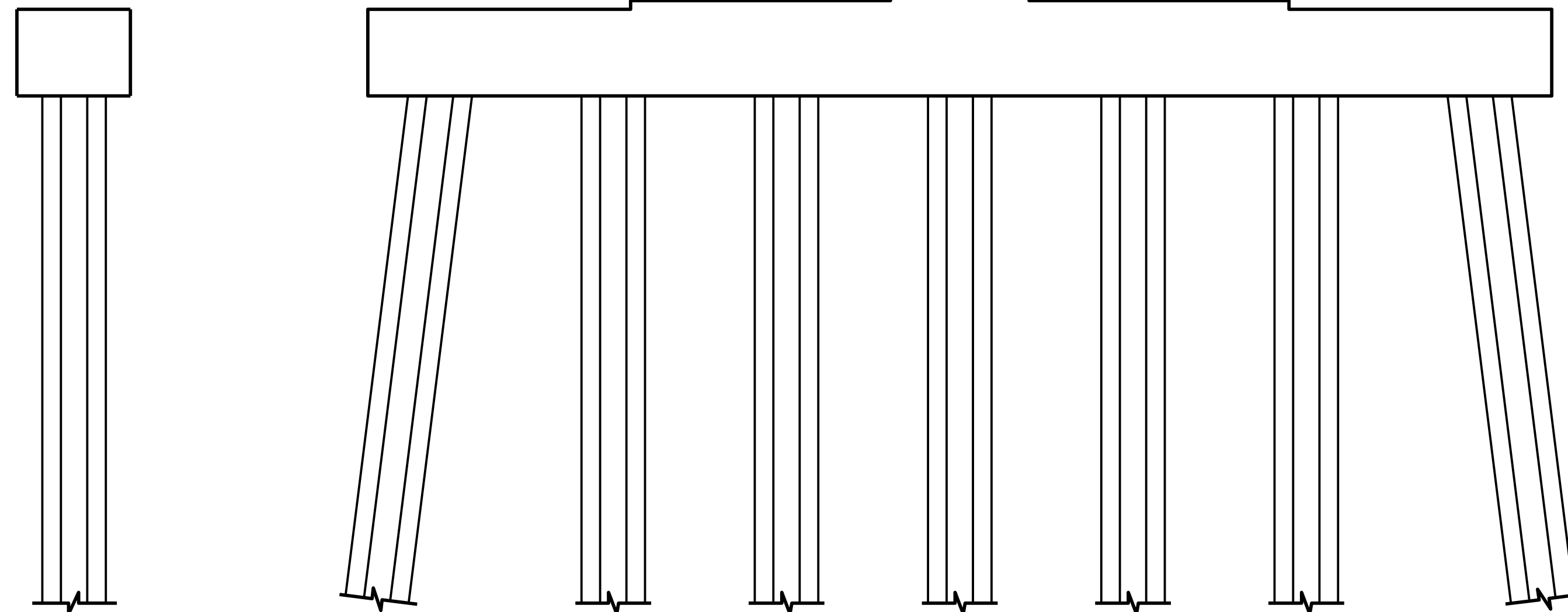
FOR "SHOTCRETE REPAIRS", SEE SPECIAL PROVISIONS.

FOR "EPOXY RESIN INJECTION", SEE SPECIAL PROVISIONS.

FOR "EPOXY COATING", SEE SPECIAL PROVISIONS.



PLAN
TOP OF CAP

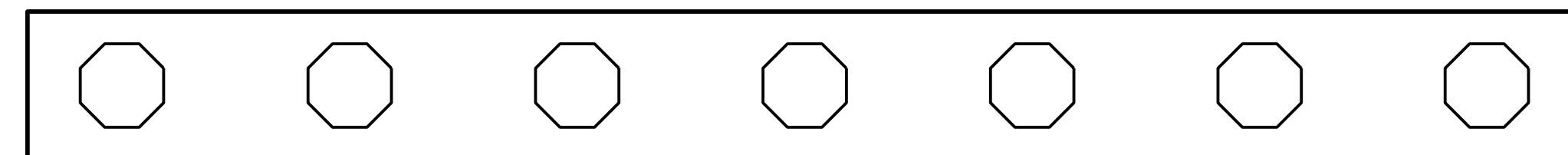


END VIEW
WEST SIDE

ELEVATION
SOUTH SIDE

END VIEW
EAST SIDE

ELEVATION
NORTH SIDE



PLAN
BOTTOM OF CAP

NO REPAIRS NOTED DURING INSPECTION BY STRUCTURES MANAGEMENT UNIT. THE CONTRACTOR AND ENGINEER SHALL INSPECT THE BENT PRIOR TO BEGINNING WORK.

PROJECT NO. B-5939

CARTERET COUNTY

BRIDGE NO. 6

SHEET 49 OF 60

STATE OF NORTH CAROLINA
DEPARTMENT OF TRANSPORTATION
RALEIGH

SUBSTRUCTURES
BENT 48



DocuSigned by:
Greg Dickey
884E488CE58486...

DRAWN BY : M.A.LEE DATE : 8/2016
 CHECKED BY : P.BRYANT DATE : 8/2016

DOCUMENT NOT CONSIDERED
FINAL UNLESS ALL
SIGNATURES COMPLETED

REVISIONS						SHEET NO.	
NO.	BY:	DATE:	NO.	BY:	DATE:	TOTAL SHEETS	
1			3			S2-119	
2			4				