

**NOTES:**

REPAIR LOCATIONS AND ESTIMATE OF QUANTITIES ARE GIVEN WITH THE BEST INFORMATION AVAILABLE. IF ADDITIONAL REPAIRS NOT SHOWN ON THE DRAWINGS ARE DEEMED NECESSARY BY THE INSPECTOR OR ENGINEER THE CONTRACTOR SHALL NOTE ON THE DRAWINGS THE APPROXIMATE LOCATION AND DESCRIPTION OF THE REPAIRS AND ADJUST THE ACTUAL QUANTITIES ENTERED INTO THE REPAIR QUANTITY TABLE.

FOR CAP AND COLUMN REPAIR DETAILS, SEE "TYPICAL CAP AND COLUMN REPAIR DETAILS" SHEET.

FOR "SHOTCRETE REPAIRS", SEE SPECIAL PROVISIONS.

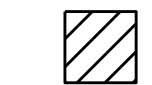

FOR "EPOXY RESIN INJECTION", SEE SPECIAL PROVISIONS.

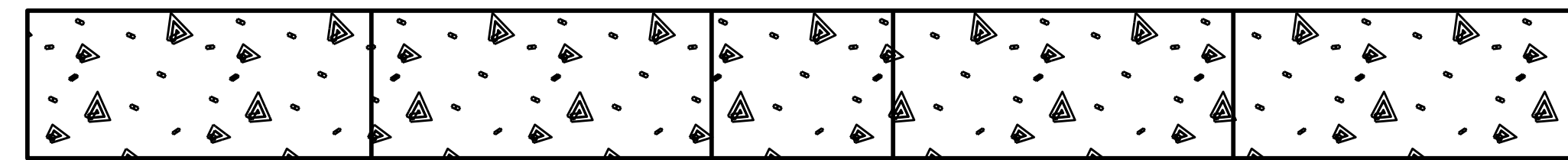
FOR "EPOXY COATING", SEE SPECIAL PROVISIONS.

**REPAIR QUANTITY TABLE**

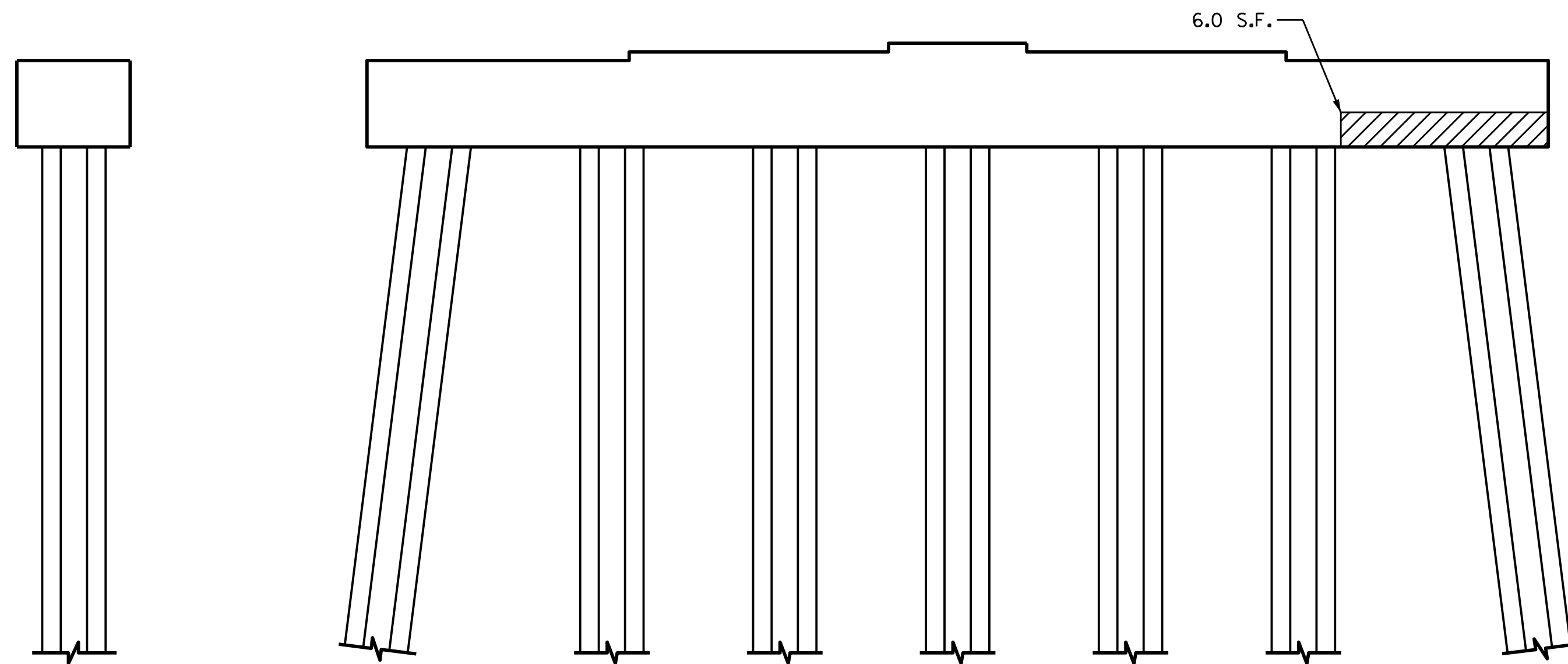
| REPAIRS BENT 7           | QUANTITIES |           |         |           |
|--------------------------|------------|-----------|---------|-----------|
|                          | ESTIMATE   |           | ACTUAL  |           |
| SHOTCRETE REPAIRS        | AREA SF    | VOLUME CF | AREA SF | VOLUME CF |
| CAP (VERTICAL FACE)      | 10.0       | 5.0       |         |           |
| CAP (HORIZONTAL, CORNER) | 0          | 0         |         |           |
| EPOXY RESIN INJECTION    |            | LN. FT    |         | LN. FT    |
| CAP                      |            | 0         |         |           |
| EPOXY COATING            |            | AREA SF   |         | LN. FT    |
| CAP                      |            | 111.0     |         |           |

VALUES IN CHART REPRESENT ESTIMATED REPAIR TOTALS AFTER REMOVAL OF UNSOUND CONCRETE, MIN. OF 1" BEHIND REBAR AND MIN. 2" CL TO SAWCUT. SEE REPAIR DETAILS.

-  - SHOTCRETE REPAIR
- ERI - EPOXY RESIN INJECTION
-  - EPOXY COATING

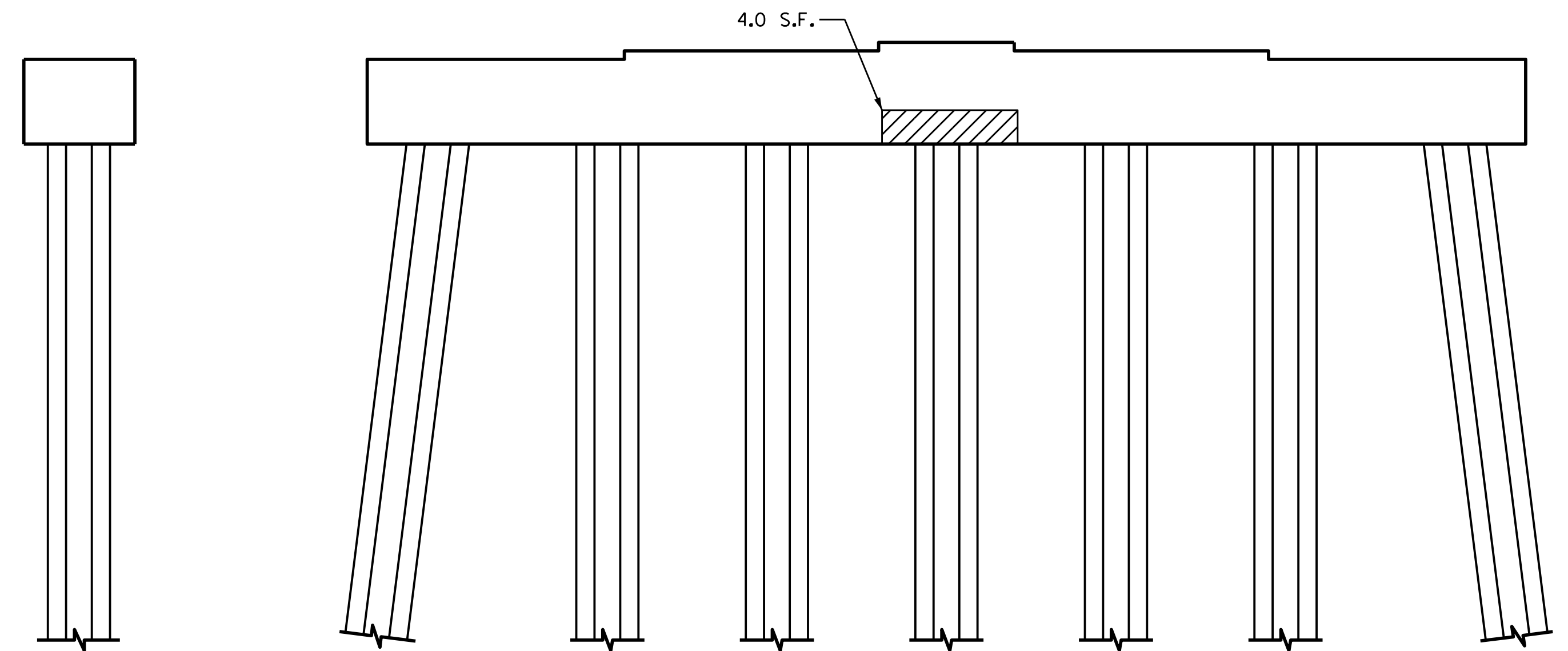


PLAN  
TOP OF CAP



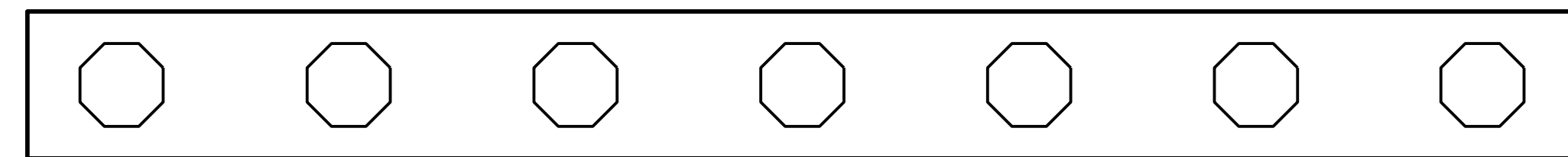
END VIEW  
WEST SIDE

ELEVATION  
SOUTH SIDE



END VIEW  
EAST SIDE

ELEVATION  
NORTH SIDE



PLAN  
BOTTOM OF CAP

PROJECT NO. B-5939

CARTERET COUNTY

BRIDGE NO. 6

SHEET 8 OF 60

STATE OF NORTH CAROLINA  
DEPARTMENT OF TRANSPORTATION  
RALEIGH

SUBSTRUCTURES  
BENT 7



DocuSigned by:  
Greg Dickey  
884E488CE58486...

DRAWN BY : M.A.LEE DATE : 8/2016  
CHECKED BY : P.BRYANT DATE : 8/2016

23-FEB-2017 07:42  
K:\Structures\Carteret 6\FINAL\Carteret\*0006.All.necessary.Dwgs.Ready.to.Plot\400.037.B5939.S23THRUS72.BENTS.dgn  
gdickey

DOCUMENT NOT CONSIDERED  
FINAL UNLESS ALL  
SIGNATURES COMPLETED

| REVISIONS |     |       |     |     |       | SHEET NO.    |
|-----------|-----|-------|-----|-----|-------|--------------|
| NO.       | BY: | DATE: | NO. | BY: | DATE: | TOTAL SHEETS |
| 1         |     |       | 3   |     |       | S2-78        |
| 2         |     |       | 4   |     |       |              |