

REPAIR QUANTITY TABLE

REPAIRS SPAN 40	QUANTITIES			
	ESTIMATE		ACTUAL	
	AREA SF	VOLUME CF	AREA SF	VOLUME CF
SHOTCRETE REPAIRS	0.0	0.0		
PRESTRESSED CONCRETE GIRDER REPAIRS	8.0	2.3		

REPAIRS SPAN 41	QUANTITIES			
	ESTIMATE		ACTUAL	
	AREA SF	VOLUME CF	AREA SF	VOLUME CF
SHOTCRETE REPAIRS	12.0	6.0		
PRESTRESSED CONCRETE GIRDER REPAIRS	19.0	5.5		

NOTES:

SPANS WILL RECEIVE TSA COATING FOR THE FIRST 5' OF THE GIRDERS AT THE BENTS AND THEN THE TSA COATING IN PRESTRESSED CONCRETE GIRDER REPAIR LOCATIONS. SEE "PRESTRESSED CONCRETE GIRDERS WITH THERMAL SPRAY ANODE" SPECIAL PROVISION AND SHEETS S2-62 THRU S2-65.

FOR GIRDER & DIAPHRAGM AND UNDERDECK REPAIRS SEE "TYPICAL GIRDER, UNDERDECK AND DIAPHRAGM REPAIR DETAILS" SHEET.

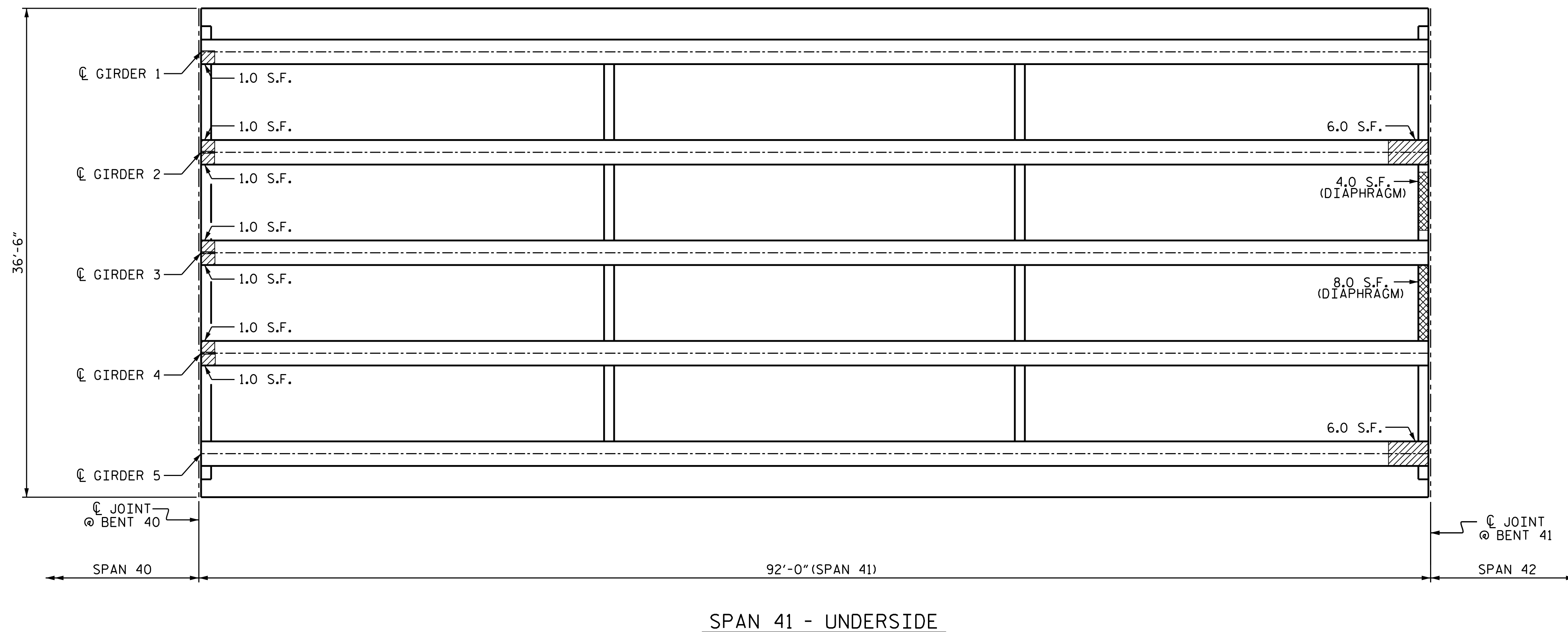
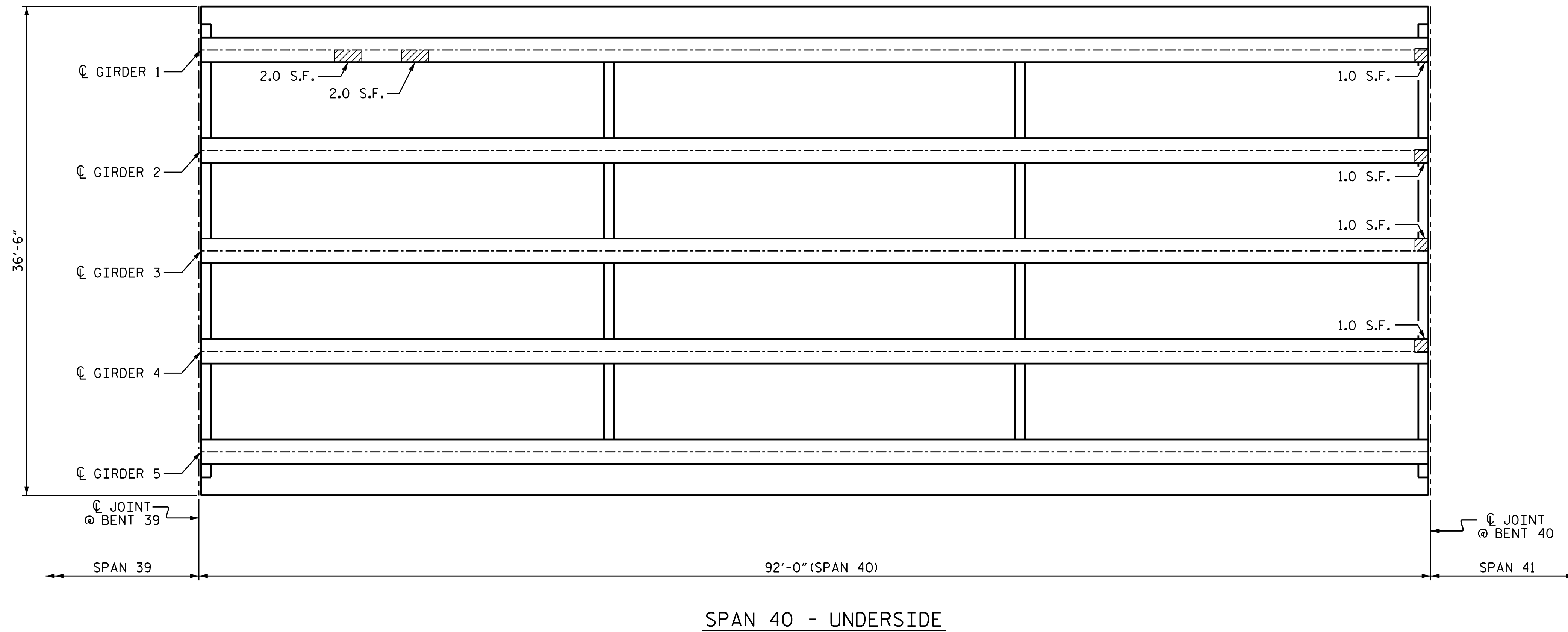
FOR PRESTRESSED CONCRETE GIRDER REPAIR, SEE "PRESTRESSED CONCRETE GIRDERS WITH THERMAL SPRAY ANODE" SPECIAL PROVISION.

FOR SHOTCRETE REPAIRS, SEE SPECIAL PROVISIONS.


VALUES IN CHART REPRESENT ESTIMATED REPAIR TOTALS AFTER REMOVAL OF UNSOUND CONCRETE TO REPAIR DEPTH AND MIN. 1" CL. TO SAW CUT. SEE REPAIR DETAILS.

- SHOTCRETE REPAIRS

- PRESTRESSED CONCRETE GIRDER REPAIR



PROJECT NO. B-5939
CARTERET COUNTY
 BRIDGE NO. 6
 SHEET 21 OF 30



STATE OF NORTH CAROLINA
 DEPARTMENT OF TRANSPORTATION
 RALEIGH

FRAMING PLAN SPAN 40 & 41

DRAWN BY : S. T. SANDOR DATE : 8/2016
 CHECKED BY : M. A. LEE DATE : 9/2016

DOCUMENT NOT CONSIDERED
 FINAL UNLESS ALL
 SIGNATURES COMPLETED

REVISIONS						SHEET NO.
NO.	BY:	DATE:	NO.	BY:	DATE:	TOTAL SHEETS
1			3			S2-36
2			4			TOTAL SHEETS