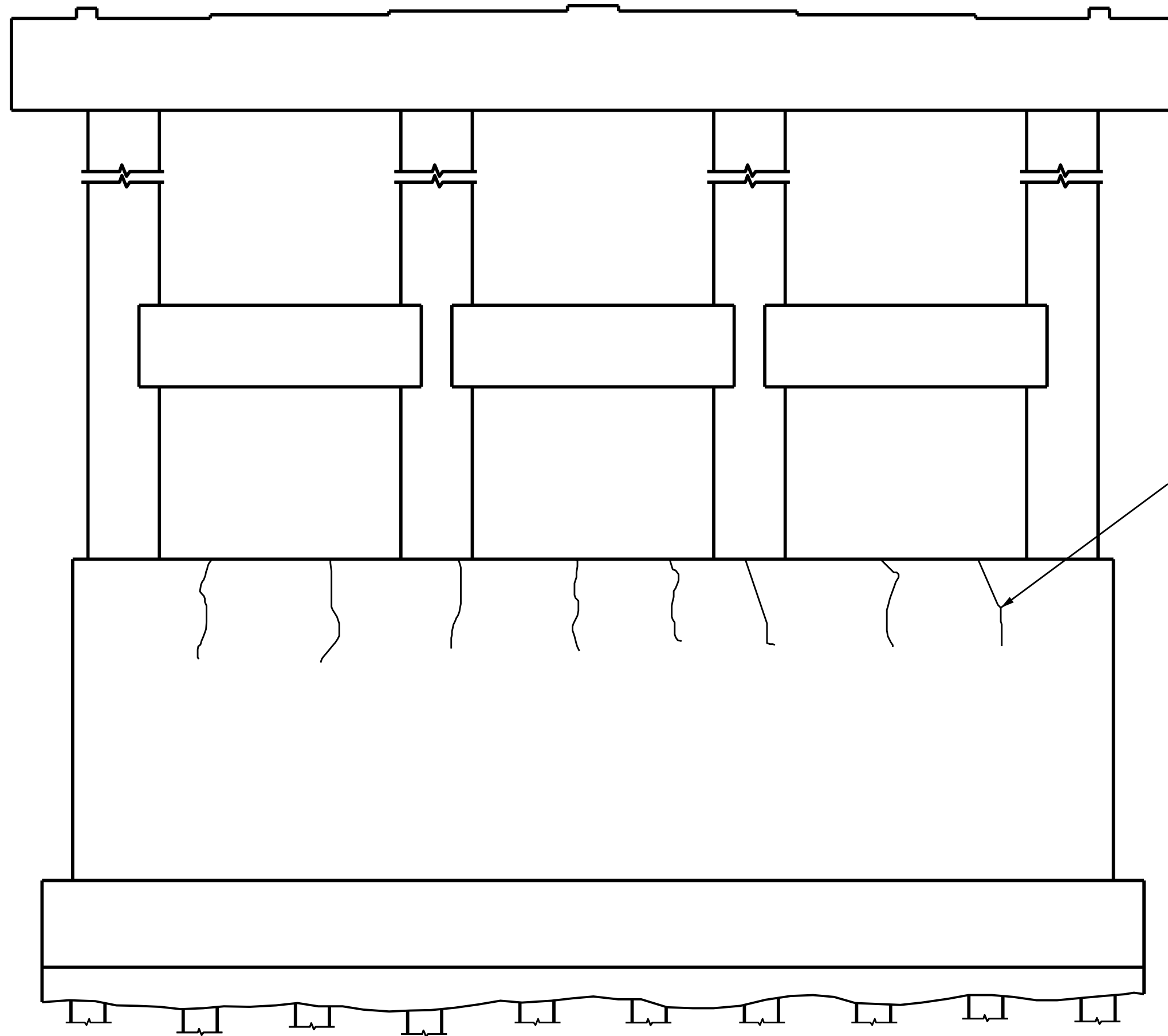
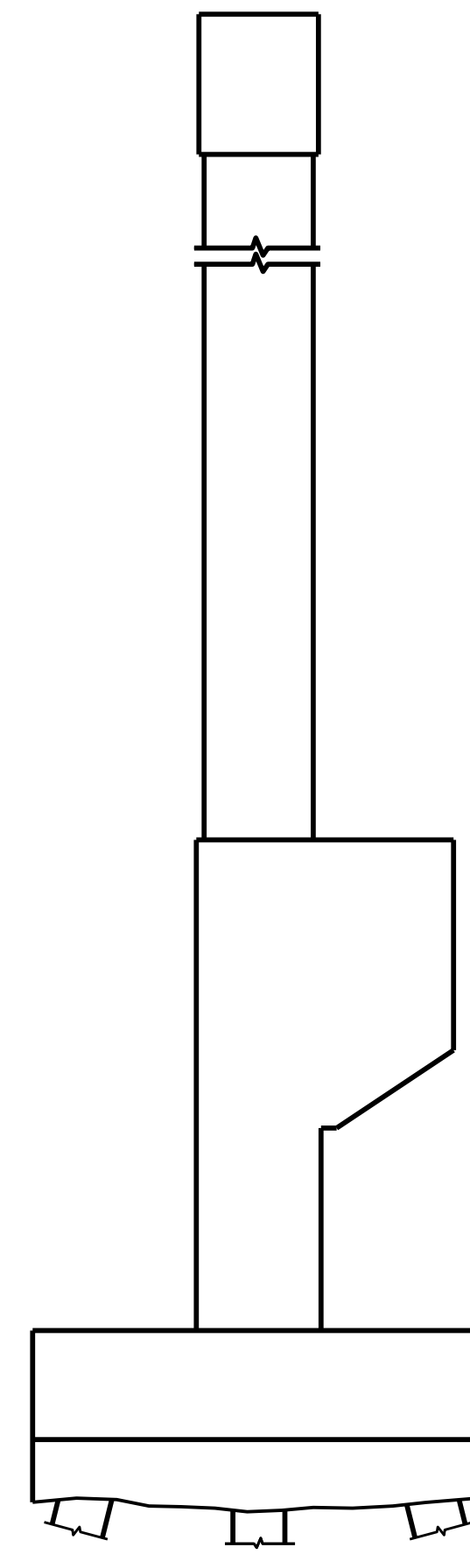


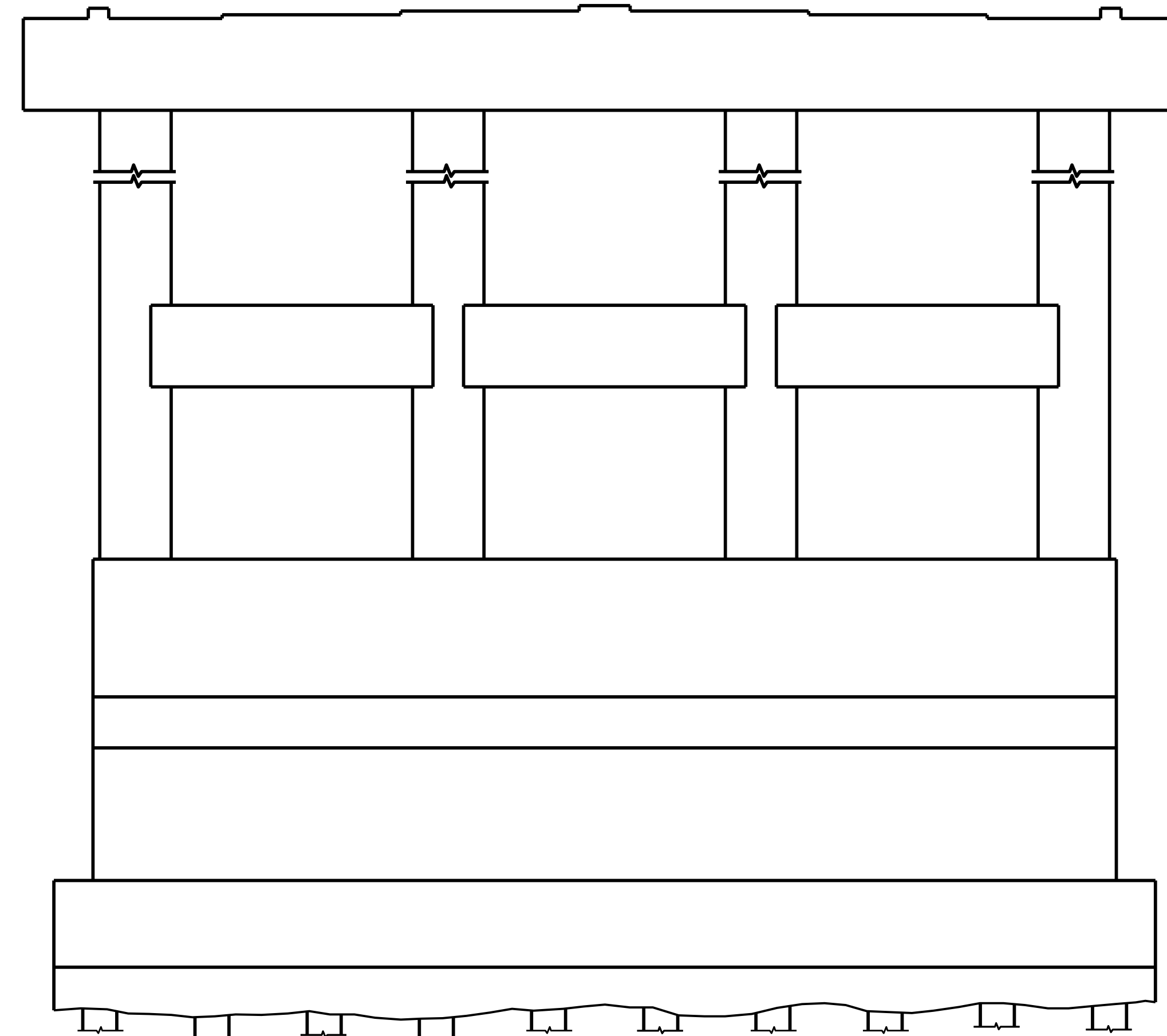
PLAN
TOP OF CAP



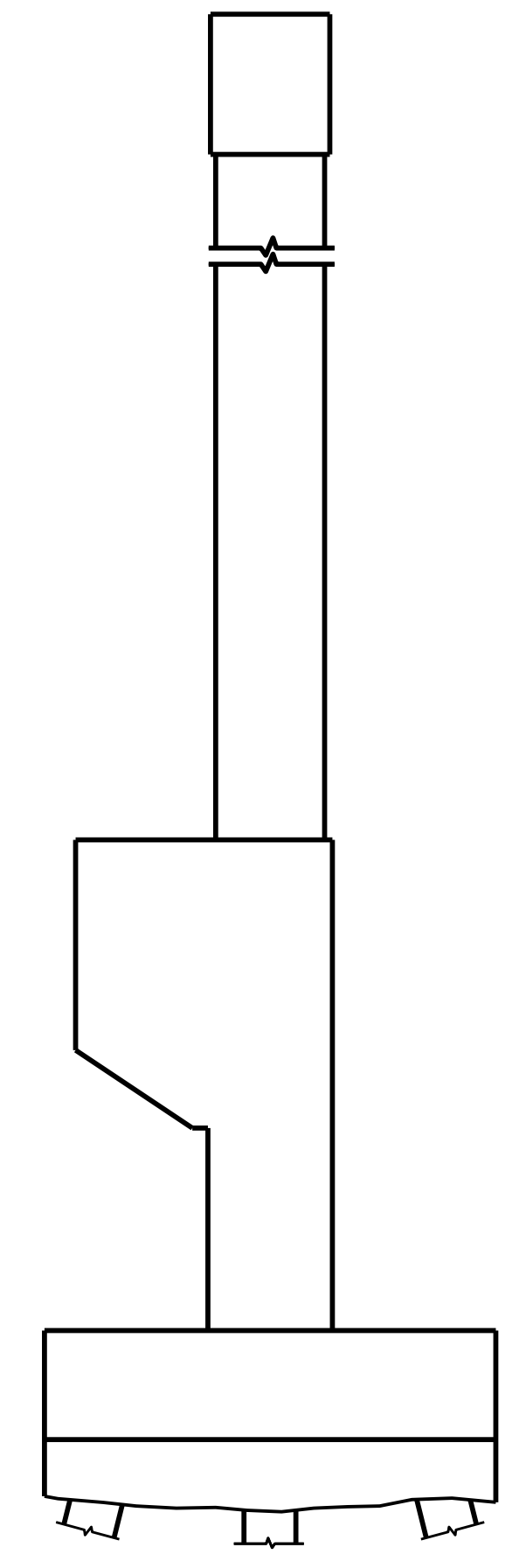
ELEVATION
SOUTH SIDE



END VIEW
EAST SIDE

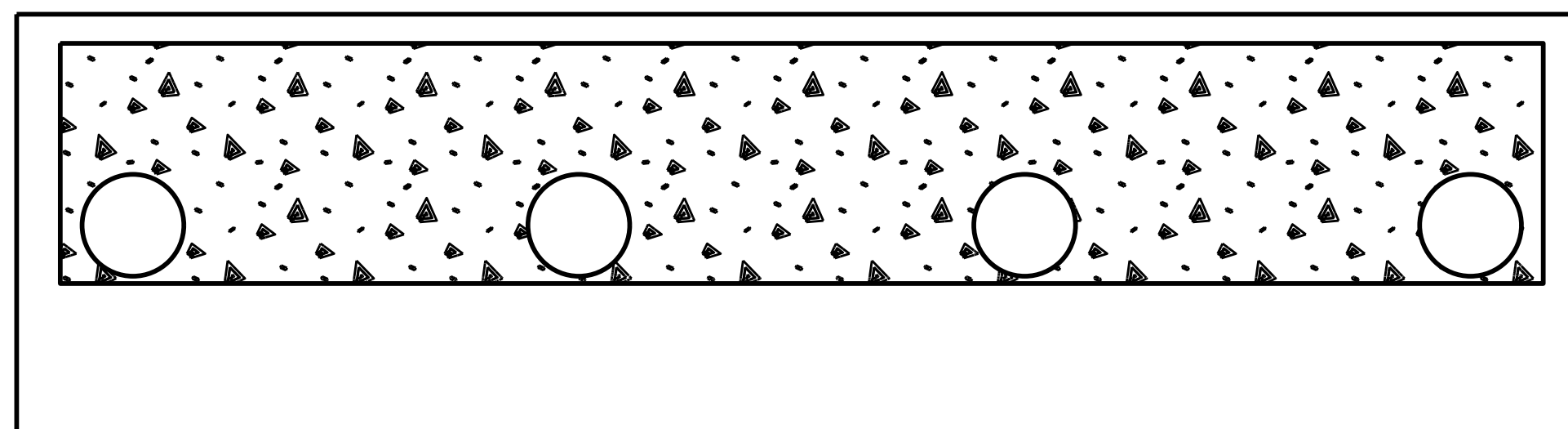


ELEVATION
NORTH SIDE



END VIEW
WEST SIDE

54' ERT
(TOTAL)



PLAN
TOP OF SHELF & FOOTING

- EPOXY COATING
- SHOTCRETE REPAIR
- ERI - EPOXY RESIN INJECTION

NOTES:

REPAIR LOCATIONS AND ESTIMATE OF QUANTITIES ARE GIVEN WITH THE BEST INFORMATION AVAILABLE. IF ADDITIONAL REPAIRS NOT SHOWN ON THE DRAWINGS ARE DEEMED NECESSARY BY THE INSPECTOR OR ENGINEER THE CONTRACTOR SHALL NOTE ON THE DRAWINGS THE APPROXIMATE LOCATION AND DESCRIPTION OF THE REPAIRS AND ADJUST THE ACTUAL QUANTITIES ENTERED INTO THE REPAIR QUANTITY TABLE.

FOR CAP AND COLUMN REPAIR DETAILS, SEE "TYPICAL CAP AND COLUMN REPAIR DETAILS" SHEET.

FOR "SHOTCRETE REPAIRS", SEE SPECIAL PROVISIONS.

FOR "EPOXY RESIN INJECTION", SEE SPECIAL PROVISIONS.


FOR "EPOXY COATING", SEE SPECIAL PROVISIONS.

REPAIR QUANTITY TABLE				
REPAIRS BENT 29	QUANTITIES			
	ESTIMATE		ACTUAL	
SHOTCRETE REPAIRS	AREA SF	VOLUME CF	AREA SF	VOLUME CF
CAP (VERTICAL FACE)	0.0	0.0		
CAP (HORIZONTAL, CORNER)	0.0	0.0		
COLUMN	0.0	0.0		
STRUT	0.0	0.0		
FOOTING	0.0	0.0		
EPOXY COATING	AREA SF		AREA SF	
STRUT (VERTICAL FACE)	0.0			
STRUT & FTG (HORIZONTAL, CORNER)	382.3			
EPOXY RESIN INJECTION	LN. FT		LN. FT	
CAP	0.0			
COLUMN	0.0			
STRUT	54.0			
FOOTING	0.0			

VALUES IN CHART REPRESENT ESTIMATED REPAIR TOTALS AFTER REMOVAL OF UNSOUND CONCRETE, MIN. OF 1" BEHIND REBAR AND MIN. 2" CL TO SAWCUT. SEE REPAIR DETAILS.

PROJECT NO. B-5938
CARTERET COUNTY
 BRIDGE NO. 68

SHEET 30 OF 50



STATE OF NORTH CAROLINA
 DEPARTMENT OF TRANSPORTATION
 RALEIGH

BENT 29

DRAWN BY : P. D. BRYANT / S. T. SANDOR DATE : 9/2016
 CHECKED BY : R. N. WEISZ DATE : 9/2016

22-FEB-2017 07:34
 R:\Structures\Final.DGN_FILES\ONLY\400.XXX.B5938.S23THRU.S72.BENTS.dgn
 gdickey

DOCUMENT NOT CONSIDERED
 FINAL UNLESS ALL
 SIGNATURES COMPLETED

REVISIONS						SHEET NO.
NO.	BY:	DATE:	NO.	BY:	DATE:	TOTAL SHEETS
1			3			S1-73
2			4			