

NOTES:

REPAIR LOCATIONS AND ESTIMATE OF QUANTITIES ARE GIVEN WITH THE BEST INFORMATION AVAILABLE. IF ADDITIONAL REPAIRS NOT SHOWN ON THE DRAWINGS ARE DEEMED NECESSARY BY THE INSPECTOR OR ENGINEER THE CONTRACTOR SHALL NOTE ON THE DRAWINGS THE APPROXIMATE LOCATION AND DESCRIPTION OF THE REPAIRS AND ADJUST THE ACTUAL QUANTITIES ENTERED INTO THE REPAIR QUANTITY TABLE.

FOR CAP AND COLUMN REPAIR DETAILS, SEE "TYPICAL CAP AND COLUMN REPAIR DETAILS" SHEET.

FOR "SHOTCRETE REPAIRS", SEE SPECIAL PROVISIONS.

FOR "EPOXY RESIN INJECTION", SEE SPECIAL PROVISIONS.


REPAIR QUANTITY TABLE

REPAIRS BENT 3	QUANTITIES			
	ESTIMATE		ACTUAL	
SHOTCRETE REPAIRS	AREA SF	VOLUME CF	AREA SF	VOLUME CF
CAP (VERTICAL FACE)	0.5	0.3		
CAP (HORIZONTAL, CORNER)	0.0	0.0		
EPOXY RESIN INJECTION		LN. FT		LN. FT
CAP		0.0		

VALUES IN CHART REPRESENT ESTIMATED REPAIR TOTALS AFTER REMOVAL OF UNSOUND CONCRETE, MIN. OF 1" BEHIND REBAR AND MIN. 2" CL TO SAWCUT. SEE REPAIR DETAILS.

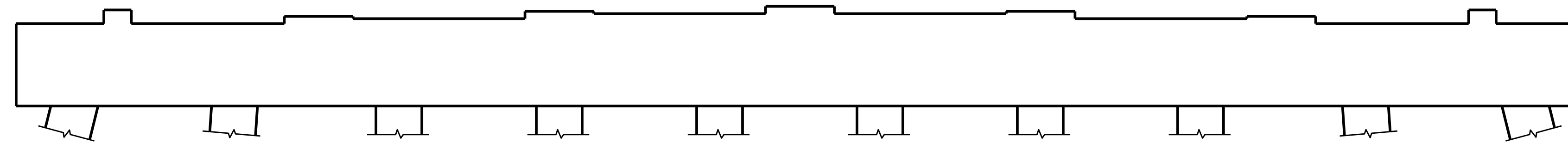
 - SHOTCRETE REPAIR

ERI - EPOXY RESIN INJECTION



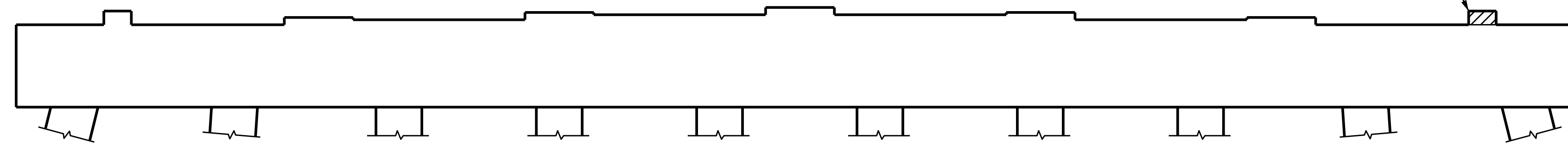
PLAN

TOP OF CAP



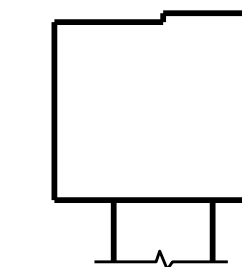
ELEVATION

SOUTH SIDE



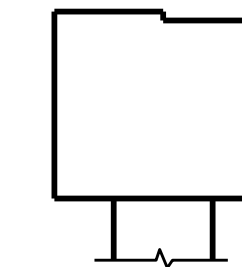
ELEVATION

NORTH SIDE



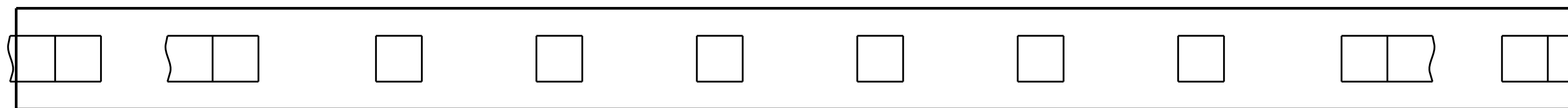
END VIEW

EAST SIDE



END VIEW

WEST SIDE



PLAN

BOTTOM OF CAP
(LOOKING UP)

PROJECT NO. B-5938

CARTERET COUNTY

BRIDGE NO. 68

SHEET 4 OF 50

STATE OF NORTH CAROLINA
DEPARTMENT OF TRANSPORTATION
RALEIGH

BENT 3



DocuSigned by:
Greg Dickey
2/22/2017 9:03:48 AM

DRAWN BY : P. D. BRYANT / S. T. SANDOR DATE : 9/2016
CHECKED BY : R. N. WEISZ DATE : 9/2016

22-FEB-2017 07:33
R:\Structures\Final.DGN_FILES\ONLY\400.XXX.B5938.S23THRU.S72.BENTS.dgn
gdickey

DOCUMENT NOT CONSIDERED
FINAL UNLESS ALL
SIGNATURES COMPLETED

REVISIONS						SHEET NO.
NO.	BY:	DATE:	NO.	BY:	DATE:	TOTAL SHEETS
1			3			S1-47
2			4			