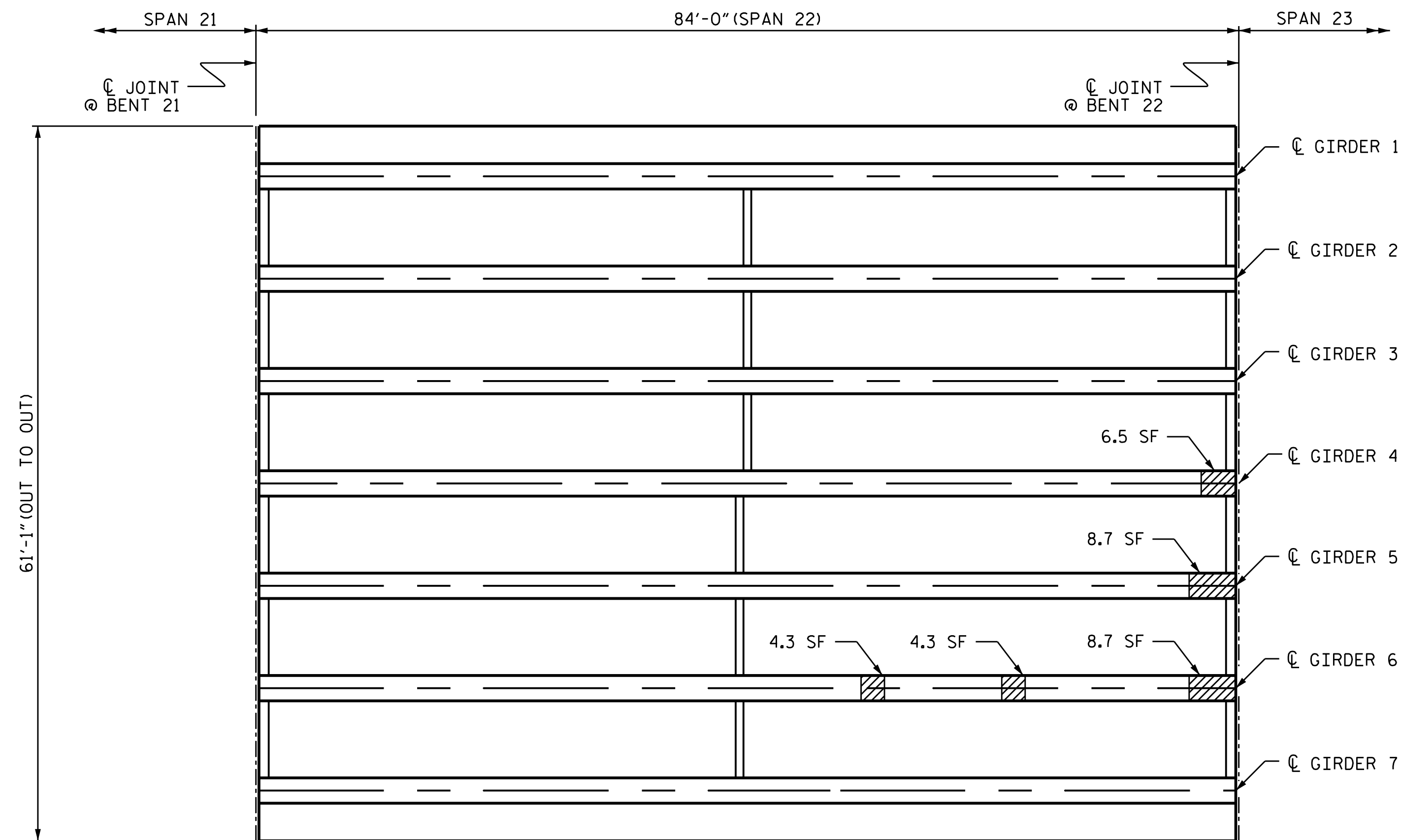


SPAN 21 - UNDERSIDE



SPAN 22 - UNDERSIDE

REPAIR QUANTITY TABLE

REPAIRS SPAN 21	QUANTITIES			
	ESTIMATE		ACTUAL	
	AREA SF	VOLUME CF	AREA SF	VOLUME CF
PRESTRESSED CONCRETE GIRDER REPAIR	10.9	3.2		
SHOTCRETE REPAIRS	0.0	0.0		

REPAIRS SPAN 22	QUANTITIES			
	ESTIMATE		ACTUAL	
	AREA SF	VOLUME CF	AREA SF	VOLUME CF
PRESTRESSED CONCRETE GIRDER REPAIR	32.5	9.5		
SHOTCRETE REPAIRS	0.0	0.0		

NOTES:

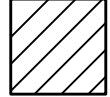
SPANS WILL RECEIVE FULL LENGTH TSA COATING, SEE "PRESTRESSED CONCRETE GIRDERS WITH THERMAL SPRAY ANODE" SPECIAL PROVISION AND SHEETS S1-40THRU S1-43.

FOR GIRDER & DIAPHRAGM AND UNDERDECK REPAIRS SEE "TYPICAL GIRDER, UNDERDECK AND DIAPHRAGM REPAIR DETAILS" SHEET.

FOR PRESTRESSED CONCRETE GIRDER REPAIR, SEE "PRESTRESSED CONCRETE GIRDERS WITH THERMAL SPRAY ANODE" SPECIAL PROVISION.

FOR SHOTCRETE REPAIRS, SEE SPECIAL PROVISIONS.


VALUES IN CHART REPRESENT ESTIMATED REPAIR TOTALS AFTER REMOVAL OF UNSOUND CONCRETE TO REPAIR DEPTH AND MIN. 1" CL. TO SAW CUT. SEE REPAIR DETAILS.

 - PRESTRESSED CONCRETE GIRDER REPAIR

 - SHOTCRETE REPAIRS

PROJECT NO. B-5938  
CARTERET COUNTY  
 BRIDGE NO. 68

SHEET 11 OF 24



STATE OF NORTH CAROLINA  
 DEPARTMENT OF TRANSPORTATION  
 RALEIGH

FRAMING PLAN  
 SPANS 21 & 22

DRAWN BY : S. T. SANDOR DATE : 08/2016  
 CHECKED BY : P. D. BRYANT DATE : 08/2016

DOCUMENT NOT CONSIDERED  
 FINAL UNLESS ALL  
 SIGNATURES COMPLETED

REVISIONS						SHEET NO. S1-25
NO.	BY:	DATE:	NO.	BY:	DATE:	
1			3			TOTAL SHEETS
2			4			-