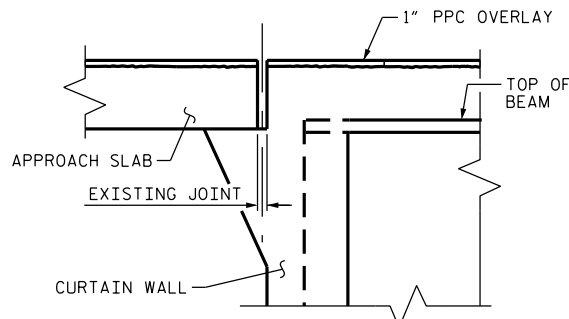
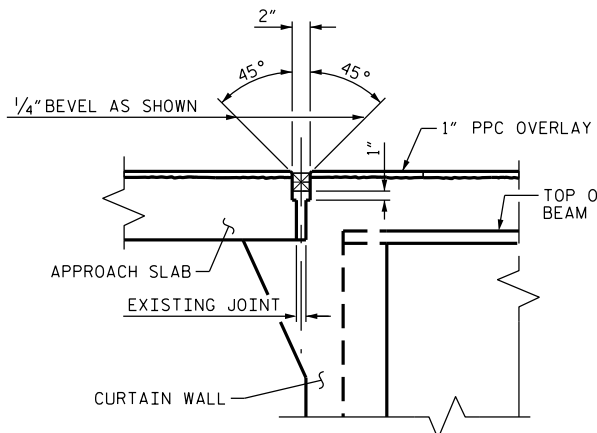


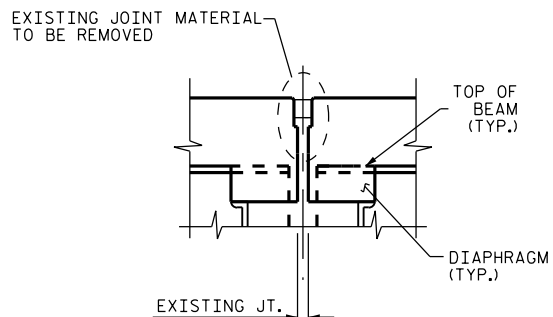
EXISTING JOINT



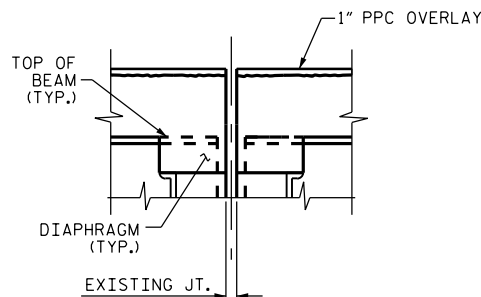
PROPOSED JOINT PRE-SAWED



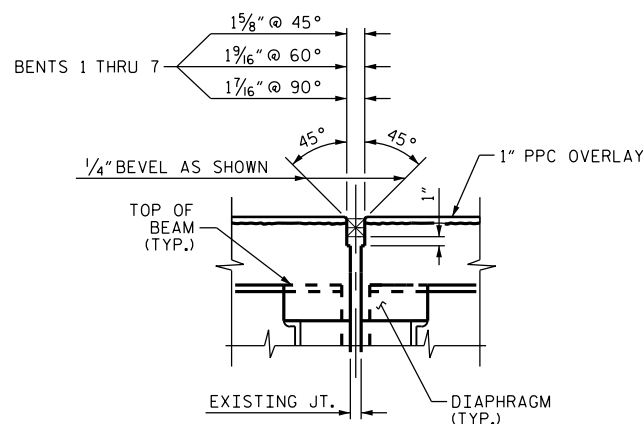
PROPOSED FOAM JOINT SEAL



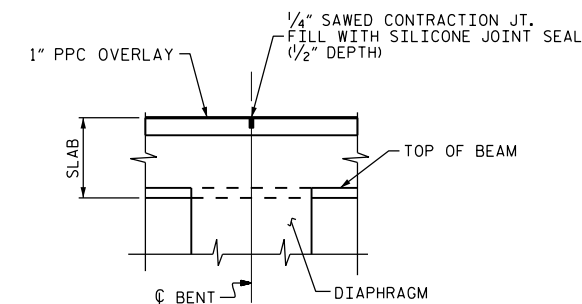
EXISTING JOINT



PROPOSED JOINT PRE-SAWED

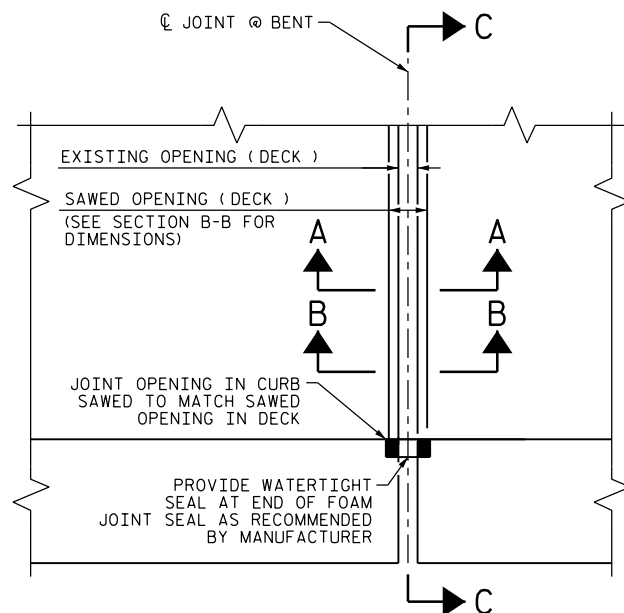


PROPOSED FOAM JOINT SEAL

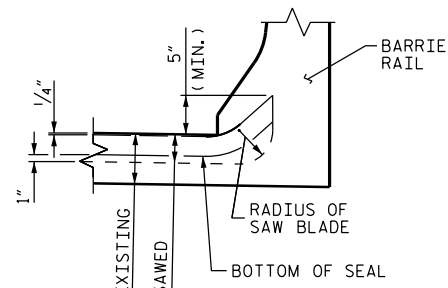


SECTION D-D

SECTION B-B
(SECTION VIEW OF DIAPHRAGM VARIES AT BENT 1)



PLAN



SECTION C-C

NOTES

FOR FOAM JOINT SEALS, SEE SPECIAL PROVISIONS.
 THE INSTALLED FOAM JOINT SEALS SHALL BE WATERTIGHT.
 NOMINAL UNCOMPRESSED SEAL WIDTH OF FOAM JOINT SEAL SHALL BE 2 1/2" AT END BENTS AND 2" AT THE BENTS.
 THE CONTRACTOR WILL NOT BE PERMITTED TO FORM THE JOINTS FOR THE JOINT SEALS IN LIEU OF SAWING THE JOINTS.
 THE SILICONE JOINT SEALS AT THE BENTS SHALL CONFORM TO THE STANDARD SPECIFICATIONS. PAYMENT FOR THE SILICONE JOINT SEALS IS INCLUDED IN THE CONTRACT UNIT PRICE BID FOR PLACING AND FINISHING PPC OVERLAY.
 FOR LOCATION OF SECTION A-A, B-B AND D-D, SEE PLAN OF SPAN SHEETS.

PROJECT NO. I-5894
GASTON COUNTY
 BRIDGE NO. 143

DocuSigned by:
John A. Yannaccone
 7BC80000000000000000000000000000
 NORTH CAROLINA PROFESSIONAL SEAL 32492
 JOHN A. YANNACCONI ENGINEER
 1/29/2017

STATE OF NORTH CAROLINA
 DEPARTMENT OF TRANSPORTATION
 RALEIGH

JOINT DETAILS

DRAWN BY : S. WAN@PE DATE : 11/16
 CHECKED BY : J. YANNACCONI DATE : 1/17

DOCUMENT NOT CONSIDERED FINAL UNLESS ALL SIGNATURES COMPLETED

REVISIONS						SHEET NO.
NO.	BY:	DATE:	NO.	BY:	DATE:	
1			3			S-12
2			4			TOTAL SHEETS 27