


FILL FACE @
END BENT 1



NOTES

THE LOCATIONS AND DIMENSIONS OF THE AREAS FOR REPAIR ARE BASED ON THE BEST INFORMATION AVAILABLE. THE CONTRACTOR, IN CONJUNCTION WITH THE ENGINEER, SHALL VERIFY THE LOCATION AND EXTENT OF REPAIR AREAS PRIOR TO BEGINNING WORK.

CONTRACTOR SHALL ENSURE THAT EXISTING UTILITIES ADJACENT TO THE BRIDGE ARE NOT DAMAGED DURING THE REPAIR OPERATIONS.

FOR ZONE PAINTING, SEE PAINTING EXISTING WEATHERING STEEL STRUCTURE SPECIAL PROVISION.

HORIZONTAL LIMITS OF ZONE PAINTING SHALL EXTEND 12" BEYOND THE MAXIMUM HORIZONTAL EXTENT OF WEB/FLANGE CORROSION.

* VERTICAL LIMITS OF ZONE PAINTING SHALL EXTEND 3" BEYOND THE MAXIMUM VERTICAL EXTENT OF WEB CORROSION OR 6" ABOVE THE TOP OF THE BOTTOM FLANGE, WHICHEVER IS GREATER.

① BEAM NUMBER

FILL FACE @
END BENT 2

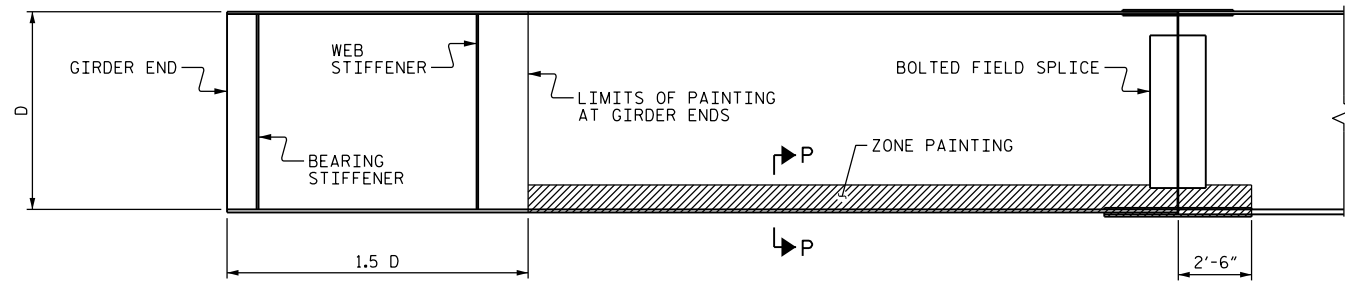
☉ BRIDGE

TO MARS HILL




PLAN VIEW

(OTHER LOCATIONS MAY EXIST, SEE NOTES)



GIRDER ELEVATION



SECTION P-P

ZONE PAINTING DETAILS

PROJECT NO. I-5892
BUNCOMBE COUNTY
 STATION: 827

DocuSigned by:
John A. Yannaccone
 7BC...
 NORTH CAROLINA
 PROFESSIONAL ENGINEER
 SEAL
 32492
 JOHN A. YANNACCONE
 1/21/2017

STATE OF NORTH CAROLINA
 DEPARTMENT OF TRANSPORTATION
 RALEIGH
**ZONE PAINTING
 LOCATIONS**

DRAWN BY : CL BRIGHT DATE : 06/16
 CHECKED BY : S. WANCE DATE : 10/16

DOCUMENT NOT CONSIDERED
 FINAL UNLESS ALL
 SIGNATURES COMPLETED

REVISIONS						SHEET NO.
NO.	BY:	DATE:	NO.	BY:	DATE:	
1			3			S-62
2			4			TOTAL SHEETS 68