

NOTES:

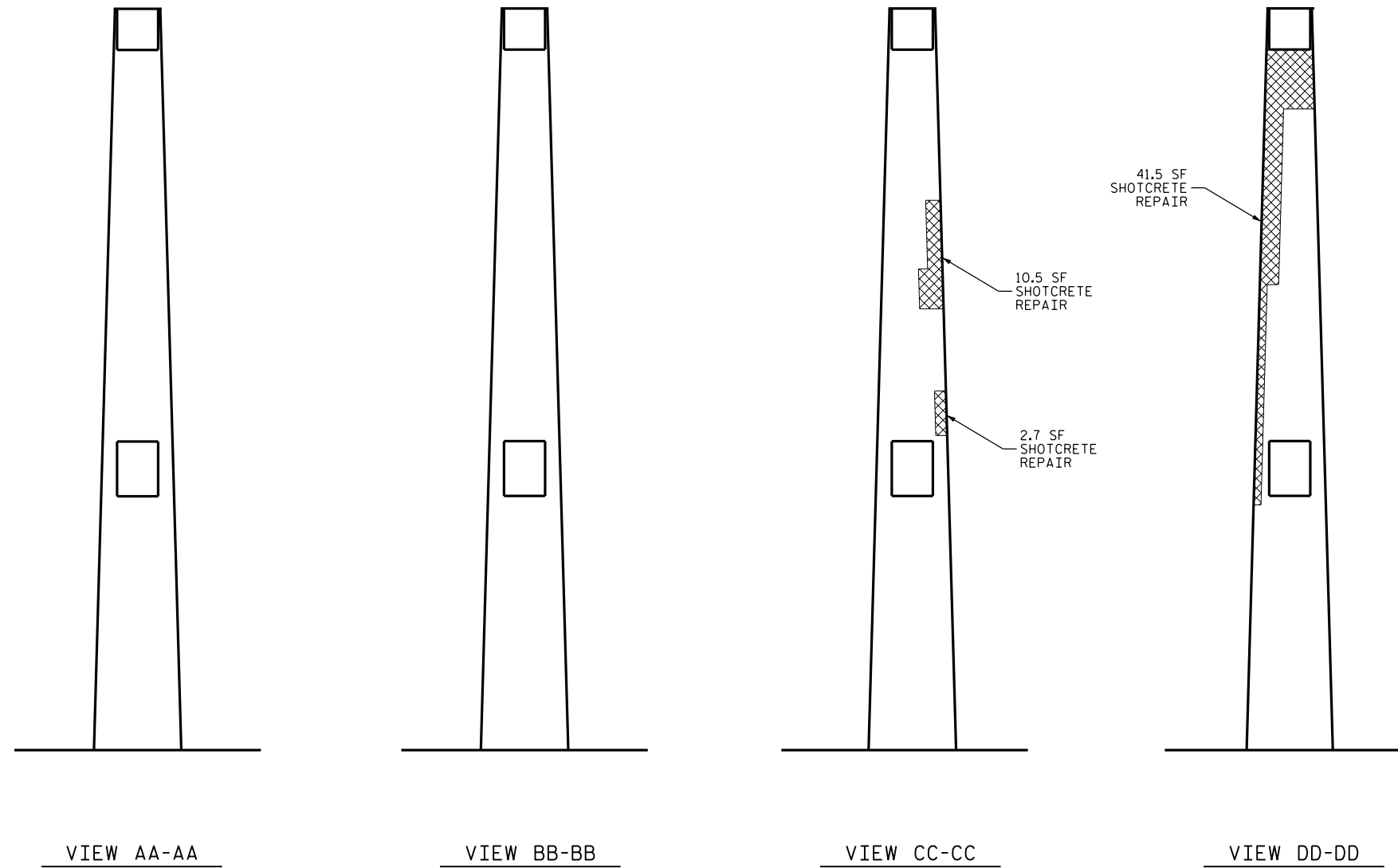
REPAIR LOCATIONS AND ESTIMATE OF QUANTITIES ARE GIVEN WITH THE BEST INFORMATION AVAILABLE. IF ADDITIONAL REPAIRS NOT SHOWN ON THE DRAWINGS ARE DEEMED NECESSARY BY THE ENGINEER, THE ENGINEER SHALL NOTE ON THE DRAWINGS THE APPROXIMATE LOCATION AND DESCRIPTION OF THE REPAIRS AND ADJUST THE ACTUAL QUANTITIES ENTERED INTO THE REPAIR QUANTITY TABLE.



FOR REPAIRS, SEE "TYPICAL CAP AND COLUMN REPAIR DETAILS" SHEET.

CLEAN AND REMOVE DEBRIS FROM THE TOP OF THE CAP AND APPLY EPOXY PROTECTIVE COATING. EPOXY COATING SHALL BE APPLIED TO THE TOP FACE OF THE CAP. THE CONTRACTOR SHALL NOT COAT THE AREA OF THE CAP BENEATH THE MASONRY PLATES.

FOR EPOXY COATING, SEE SPECIAL PROVISION.

FOR LOCATION OF COLUMN SIDE VIEWS, SEE SHEET 1 OF 3.




 DAMAGED AREA
 EPOXY RESIN INJECTION

BENT 1

PROJECT NO. I-5892
BUNCOMBE COUNTY
 BRIDGE NO. 429

SHEET 3 OF 3

DocuSigned by:
John A. Yannaccone
 7BC...

 1/21/2017

STATE OF NORTH CAROLINA
 DEPARTMENT OF TRANSPORTATION
 RALEIGH
BENT 1
COLUMN SIDE VIEWS

DRAWN BY : R.L. PUTEK DATE : 06/16
 CHECKED BY : S. WANCE DATE : 11/16

REVISIONS						SHEET NO.
NO.	BY:	DATE:	NO.	BY:	DATE:	S-50
1			3			TOTAL SHEETS
2			4			68

DOCUMENT NOT CONSIDERED FINAL UNLESS ALL SIGNATURES COMPLETED