






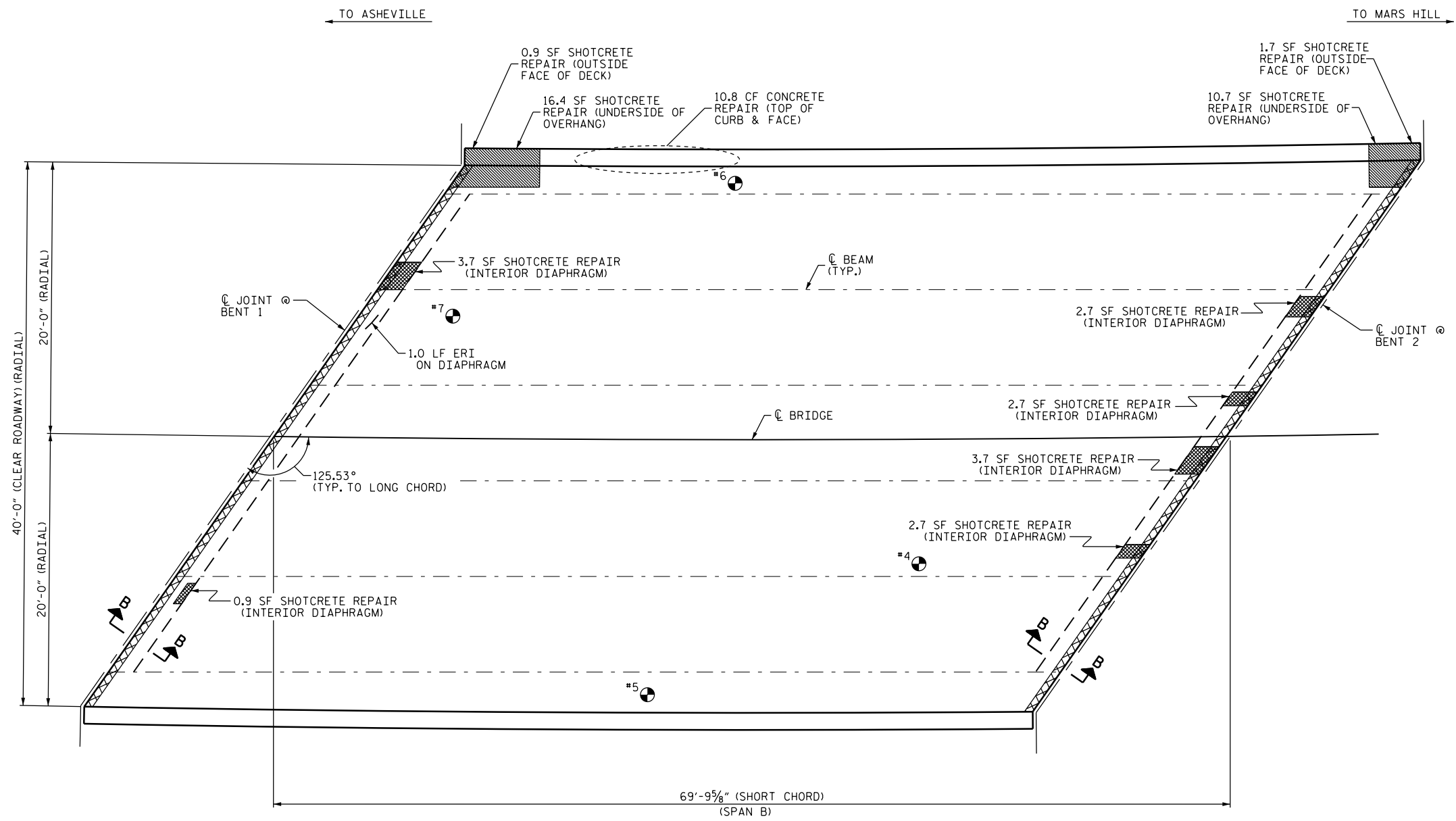


AS-BUILT REPAIR QUANTITY TABLE

TOP OF DECK REPAIRS				
	ESTIMATE	ACTUAL		
SCARIFYING BRIDGE DECK	305 SY			
HYDRO-DEMOLITION OF BRIDGE DECK	305 SY			
CLASS II SURFACE PREPARATION	30.0 SY *			
CLASS III SURFACE PREPARATION	0.5 SY *			
BRIDGE JOINT DEMOLITION	48.9 SF			
CONCRETE FOR DECK REPAIR	3.0 CF *			
CONCRETE REPAIRS (RAIL AND CURB)	10.8 CF			
UNDERSIDE OF DECK REPAIRS				
SHOTCRETE REPAIRS	ESTIMATE		ACTUAL	
	AREA SF	VOLUME CF	AREA SF	VOLUME CF
UNDERSIDE OF DECK	0.0	0.0		
OVERHANG DIAPHRAGMS	0.0	0.0		
UNDERSIDE OF OVERHANG	27.1	17.0 ♦		
INTERIOR DIAPHRAGMS	16.4	10.3 ♦		
OUTSIDE FACE OF DECK	2.6	1.6 ♦		
		ESTIMATE	ACTUAL	
UNDERSIDE EPOXY RESIN INJECTION		1.0 LF		

VALUES IN CHARTS REPRESENT ESTIMATED UNDERSIDE OF DECK REPAIR TOTALS AFTER REMOVAL OF UNSOUND CONCRETE, MINIMUM OF 1" BEHIND REBAR AND MINIMUM 2" CLEAR TO SAWCUT. SEE REPAIR DETAILS.

-  APPROX. CLASS II AREA
-  APPROX. CLASS III AREA
-  BRIDGE JOINT DEMOLITION
-  UNDERSIDE REPAIR
-  DIAPHRAGM REPAIR
-  #1 TEST LOCATION
-  ERI EPOXY RESIN INJECTION



PLAN

TEST LOCATION	ASPHALT THICKNESS (INCH)	CONCRETE COVER (INCH)	CONCRETE STRENGTH (PSI)
#4	5 1/4"	1 1/2" *	■
#5	5 3/4"	1 1/2" *	■
#6	5 1/4"	1 1/2" *	■
#7	5"	1 1/2" *	■

INFORMATION IN CHART TAKEN FROM DECK EVALUATION DATED 4/25/2016.
 * CONCRETE COVER FOR TOP BARS IN THE DECK IS PER THE EXISTING BRIDGE PLANS.
 ■ CONCRETE COMPRESSIVE STRENGTH COULD NOT BE TESTED DUE TO THE PRESENCE OF ASPHALT OVERLAY.

NOTES
 REPAIR LOCATIONS AND ESTIMATED QUANTITIES ARE GIVEN WITH THE BEST INFORMATION AVAILABLE. IF ADDITIONAL REPAIRS NOT SHOWN ON THE DRAWINGS ARE DEEMED NECESSARY BY THE ENGINEER, THE ENGINEER WILL NOTE ON THE DRAWINGS THE APPROXIMATE LOCATIONS AND DESCRIPTION OF THE REPAIRS AND ADJUST THE ACTUAL QUANTITIES ENTERED INTO THE AS-BUILT REPAIR QUANTITY TABLE.
 FOR SECTION B-B, SEE "JOINT DETAILS" SHEET.
 FOR UNDERSIDE OF DECK AND DIAPHRAGM REPAIRS, SEE "OVERHANG, DIAPHRAGM AND BRIDGE RAIL REPAIR DETAILS" SHEET.
 * CLASS II SURFACE PREPARATION, CLASS III SURFACE PREPARATION AND CONCRETE FOR DECK REPAIR ARE NOT ANTICIPATED. TOKEN PAY ITEMS ARE INDICATED FOR PRICING PURPOSES IN CASE UNANTICIPATED CLASS II OR CLASS III AREAS ARE ENCOUNTERED.
 ♦ QUANTITY HAS BEEN INCREASED DUE TO THE POTENTIAL FOR FURTHER DETERIORATION SINCE THE FIELD INSPECTION BY STRUCTURES MANAGEMENT UNIT.

PROJECT NO. I-5892
 BUNCOMBE COUNTY
 BRIDGE NO. 421
 SHEET 2 OF 3

DocuSigned by:
John A. Yannaccone
 7BC286C0-8E58-409E-80E0-32492
 NORTH CAROLINA PROFESSIONAL ENGINEER
 SEAL 32492
 JOHN A. YANNACCONE
 1/21/2017

STATE OF NORTH CAROLINA
 DEPARTMENT OF TRANSPORTATION
 RALEIGH

**PLAN OF SPANS
 SPAN B**

REVISIONS						SHEET NO.
NO.	BY:	DATE:	NO.	BY:	DATE:	S-18
1			3			TOTAL SHEETS 68
2			4			

DRAWN BY : CL BRIGHT DATE : 05/16
 CHECKED BY : S. WANCE DATE : 07/16

DOCUMENT NOT CONSIDERED FINAL UNLESS ALL SIGNATURES COMPLETED