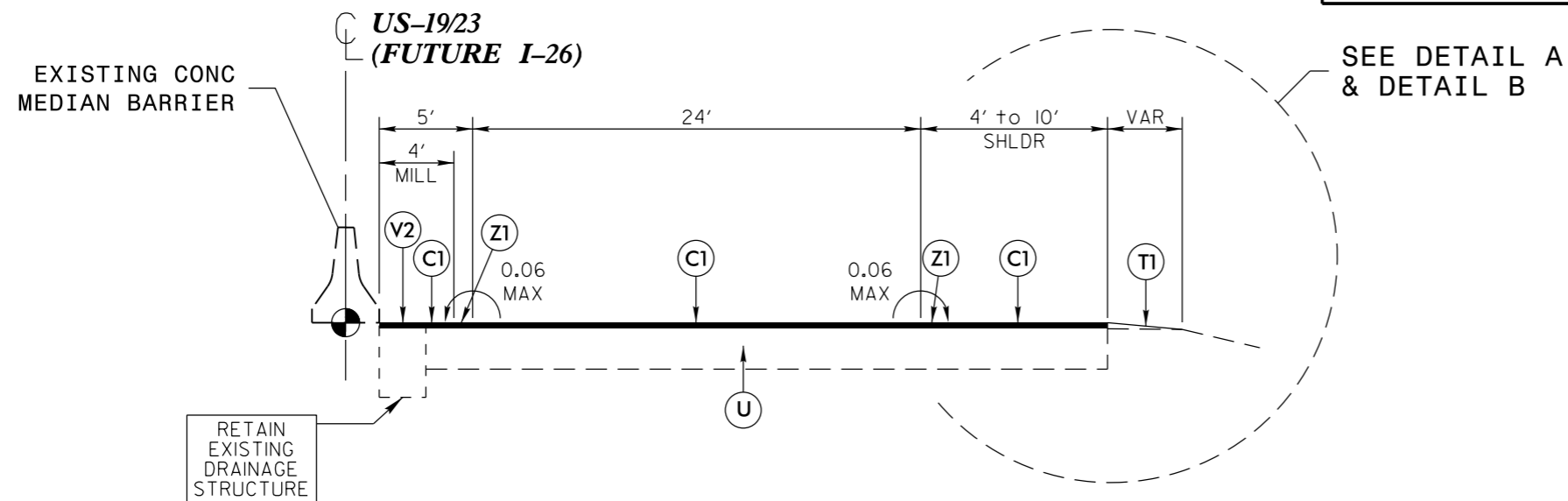
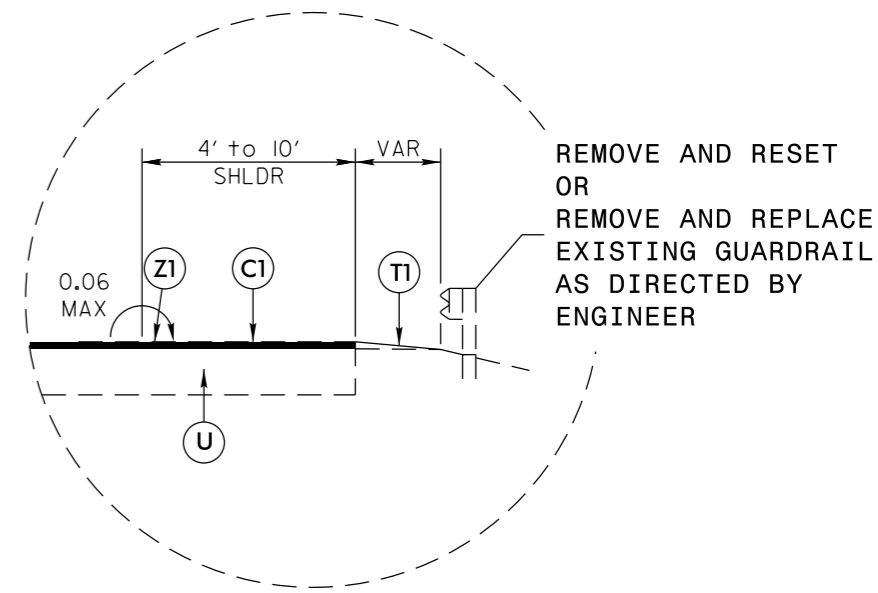


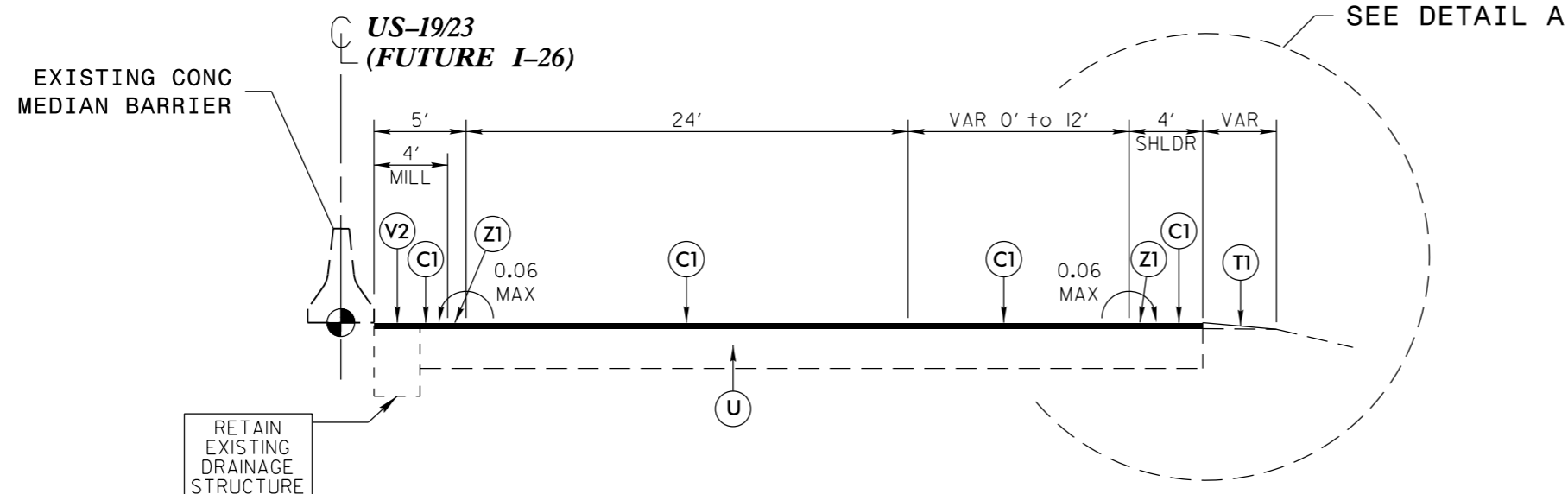
PROJECT NO.	SHEET NO.	TOTAL SHEETS
I-5892	4	



TYPICAL SECTION NO. 3
 CLIP/CUT/FILL SHOULDERS PER NCDOT STANDARD
 DRAWING 560.01 & 560.02
 BEFORE RE-INSTALLING GUARDRAIL
 IN AREAS AS DIRECTED BY THE ENGINEER



DETAIL A
 VARIOUS LOCATIONS



TYPICAL SECTION NO. 4
 CLIP/CUT/FILL SHOULDERS PER NCDOT STANDARD
 DRAWING 560.01 & 560.02
 BEFORE RE-INSTALLING GUARDRAIL
 IN AREAS AS DIRECTED BY THE ENGINEER

PAVEMENT SCHEDULE	
C1	PROP. APPROX. 1-1/2" ASPHALT CONCRETE SURFACE COURSE, TYPE S9.5C, AT AN AVERAGE RATE OF 168 LBS. PER SQ. YD.
T1	SHOULDER RECONSTRUCTION
U	EXISTING PAVEMENT
V2	MILLING ASPHALT PAVEMENT, 0" TO 1-1/2" DEPTH
Z1	MILLED RUMBLE STRIPS (ASPHALT CONCRETE)

BUNCOMBE COUNTY