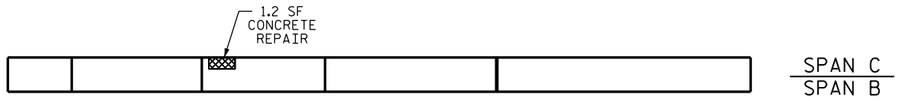

PLAN - TOP OF CAP

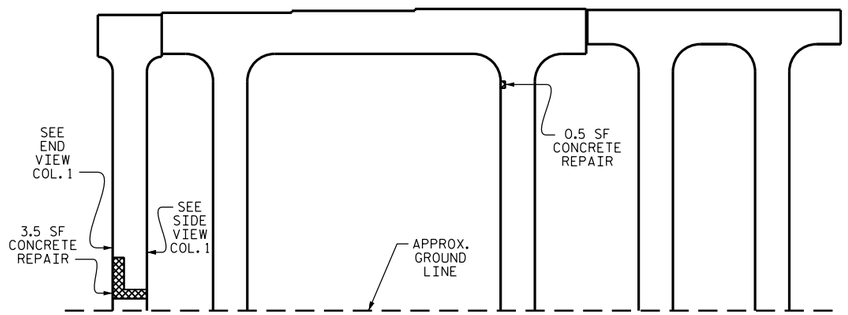

SPAN B VIEW - ELEVATION



PLAN - BOTTOM OF CAP

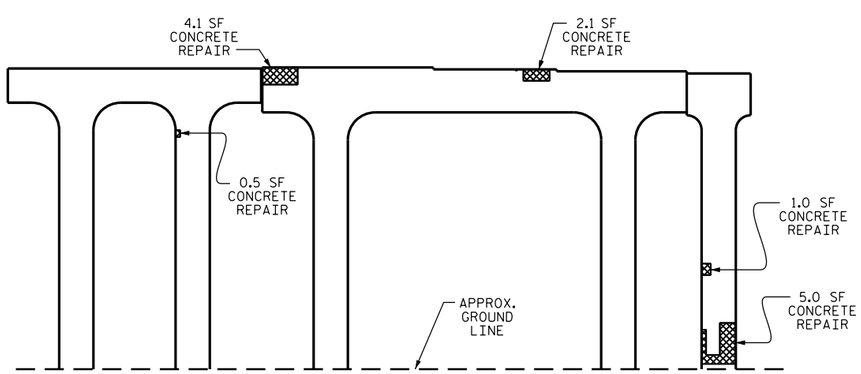

SPAN C VIEW - ELEVATION

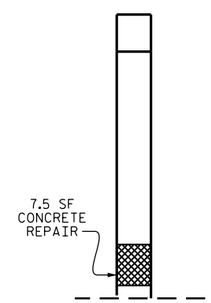

END VIEW
COLUMN 1

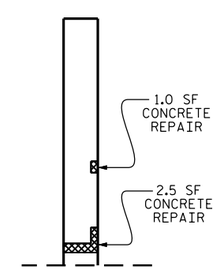

SIDE VIEW
COLUMN 1

AS-BUILT REPAIR QUANTITY TABLE

REPAIRS BENT 2	QUANTITIES			
	ESTIMATE		ACTUAL	
SHOTCRETE REPAIRS	AREA SF	VOLUME CF	AREA SF	VOLUME CF
CAP	0.0	0.0		
COLUMN	0.0	0.0		
CONCRETE REPAIRS	AREA SF	VOLUME CF	AREA SF	VOLUME CF
CAP	8.4	5.3 *		
COLUMN	21.5	14.0 *		
EPOXY RESIN INJECTION		LN. FT		LN. FT
CAP		0.0		
COLUMN		0.0		
EPOXY COATING		SQ. FT		SQ. FT
TOP OF BENT CAP		125		

VALUES IN CHART REPRESENT ESTIMATED REPAIR TOTALS AFTER REMOVAL OF UNSOUND CONCRETE, MINIMUM OF 1" BEHIND REBAR AND MINIMUM 2" CLEAR TO SAWCUT. SEE REPAIR DETAILS.

NOTES:

REPAIR LOCATIONS AND ESTIMATE OF QUANTITIES ARE GIVEN WITH THE BEST INFORMATION AVAILABLE. IF ADDITIONAL REPAIRS NOT SHOWN ON THE DRAWINGS ARE DEEMED NECESSARY BY THE ENGINEER, THE ENGINEER WILL NOTE ON THE DRAWINGS THE APPROXIMATE LOCATION AND DESCRIPTION OF THE REPAIRS AND ADJUST THE ACTUAL QUANTITIES ENTERED INTO THE REPAIR QUANTITY TABLE.

CLEAN AND REMOVE DEBRIS FROM TOP OF CAP AND APPLY EPOXY PROTECTIVE COATING. EPOXY COATING SHALL BE APPLIED TO THE TOP FACE OF THE CAP. THE CONTRACTOR SHALL NOT COAT THE AREA OF THE CAP BENEATH THE MASONRY PLATES. FOR EPOXY COATING, SEE SPECIAL PROVISIONS.

* QUANTITY HAS BEEN INCREASED DUE TO THE POTENTIAL FOR FURTHER DETERIORATION SINCE THE FIELD INSPECTION BY STRUCTURES MANAGEMENT UNIT.

FOR REPAIR DETAILS, SEE "TYPICAL CAP AND COLUMN REPAIR DETAILS" SHEET.

FOR BRIDGE JACKING DETAILS, SEE "JACKING DETAILS" SHEET.

DAMAGED AREA

EPOXY RESIN INJECTION

PROJECT NO. I-5809
McDOWELL COUNTY
BRIDGE NO. 151
SHEET 2 OF 3

DocuSigned by:
John A. Yannaccone
7BC3B6BCEE8B4E...

NORTH CAROLINA PROFESSIONAL SEAL 32492 ENGINEER JOHN A. YANNACCONE

9/27/2016

STATE OF NORTH CAROLINA
DEPARTMENT OF TRANSPORTATION
RALEIGH

BENT 2

REVISIONS									SHEET NO.
NO.	BY:	DATE:	NO.	BY:	DATE:				S-46
1			3						TOTAL SHEETS
2			4						68

DOCUMENT NOT CONSIDERED FINAL UNLESS ALL SIGNATURES COMPLETED

DRAWN BY : J.P. ADAMS DATE : 5/2016
CHECKED BY : T.L. AVERETTE DATE : 5/2016

27-SEP-2016 14:36
R:\Structures\FinalDrawings\McDowell151\I-5809_SD_BT2_*151.dgn