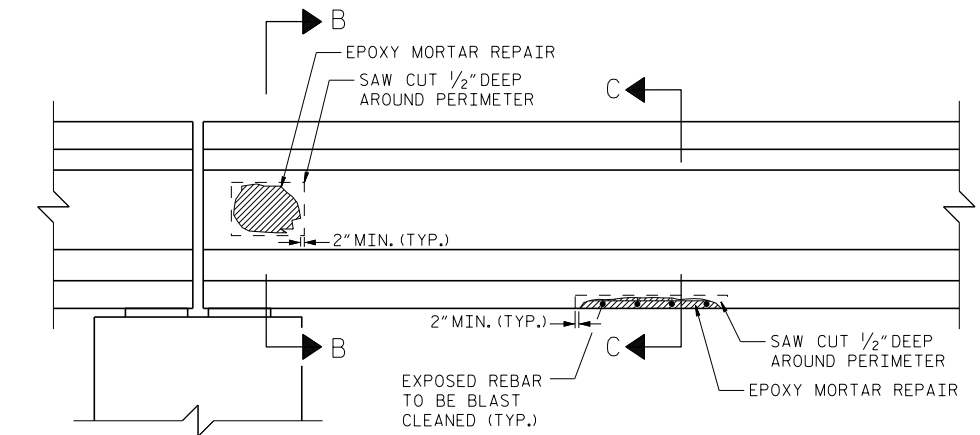
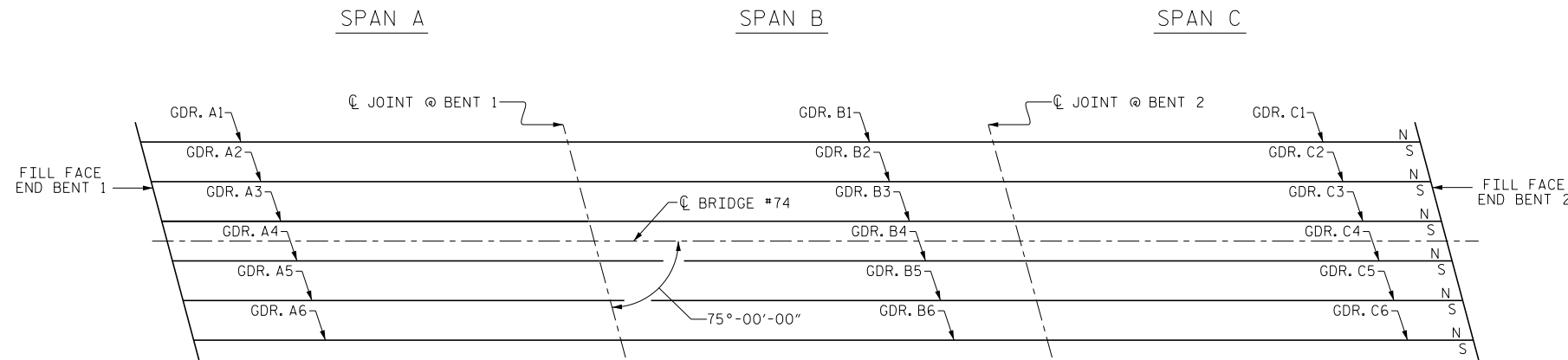


NOTES:

- CONTRACTOR SHALL SAW CUT TO A NOMINAL DEPTH OF 1/2" BUT REINFORCING STEEL AND PRESTRESSED TENDONS SHALL NOT BE DAMAGED.
- CONTRACTOR SHALL REMOVE SURFACE CONCRETE TO VERIFY THAT SAWCUT DEPTH WILL NOT DAMAGE EXISTING REINFORCING STEEL OR PRESTRESSED TENDONS.
- CONTRACTOR SHALL SAW CUT THE REPAIR AREAS SO THAT THE CORNERS ARE SQUARE AS INDICATED ON THE DETAILS.
- FOR EPOXY MORTAR REPAIRS, SEE SPECIAL PROVISIONS.
- FOR EPOXY RESIN INJECTION, SEE SPECIAL PROVISIONS.



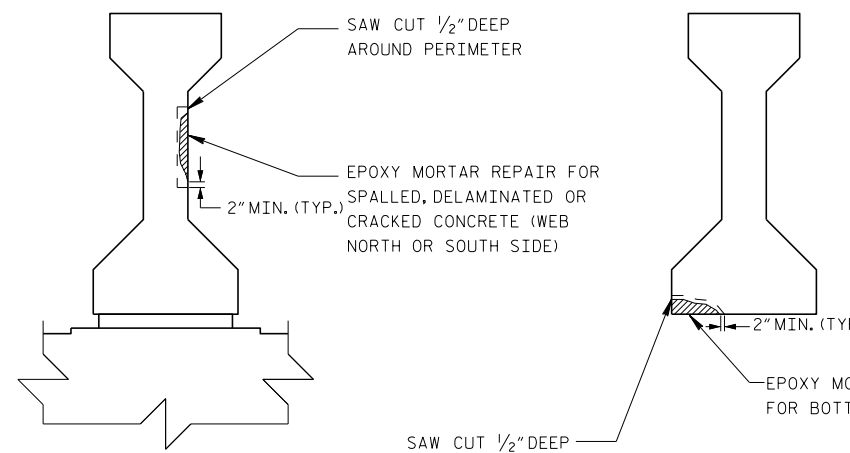
PLAN

(COLUMNS AND FOOTINGS NOT SHOWN IN PLAN VIEW FOR CLARITY)

CONCRETE GIRDER REPAIR DETAIL

BRIDGE #75			
GIRDER	LOCATION	SIZE	COMMENT
GIRDER A1 (SPAN A)	12' FROM BENT 1	18" x 7"	BOTTOM FLANGE
GIRDER A4 (SPAN A)	@ BENT 1	12" x 7"	WEB-NORTH SIDE
GIRDER B2 (SPAN B)	@ BENT 2	7" x 7"	WEB-SOUTH SIDE
GIRDER C4 (SPAN C)	@ BENT 2	7" x 7"	WEB-NORTH SIDE
GIRDER C4 (SPAN C)	@ BENT 2	12" x 7"	WEB-SOUTH SIDE
GIRDER C5 (SPAN C)	@ BENT 2	12" x 8"	WEB-NORTH SIDE

BRIDGE #74			
GIRDER	LOCATION	SIZE	COMMENT
GIRDER A2 (SPAN A)	@ BENT 1	12" x 7"	WEB-SOUTH SIDE
GIRDER A3 (SPAN A)	@ BENT 1	7" x 7"	WEB-SOUTH SIDE
GIRDER A5 (SPAN A)	@ BENT 1	12" x 7"	WEB-NORTH SIDE
GIRDER C5 (SPAN C)	@ BENT 2	12" x 7"	WEB-NORTH SIDE
GIRDER B4 (SPAN B)	@ BENT 2	12" x 7"	WEB-SOUTH SIDE




SECTION B-B

SECTION C-C

PROJECT NO. I-5765
DAVIE COUNTY
 BRIDGE NO. 74 & 75

DocuSigned by:



12/9/2016

STATE OF NORTH CAROLINA
 DEPARTMENT OF TRANSPORTATION
 RALEIGH

GIRDER LAYOUT

DRAWN BY : J.D. HAWK DATE : 2/16
 CHECKED BY : W. SMITH DATE : 2/16

DOCUMENT NOT CONSIDERED FINAL UNLESS ALL SIGNATURES COMPLETED

REVISIONS						SHEET NO.
NO.	BY:	DATE:	NO.	BY:	DATE:	S-33
1			3			TOTAL SHEETS 35
2			4			