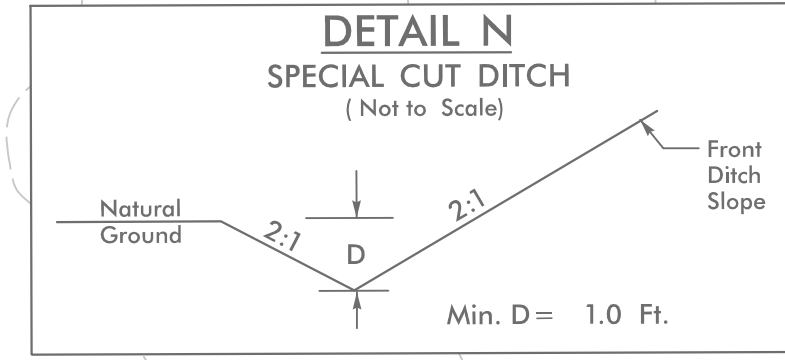
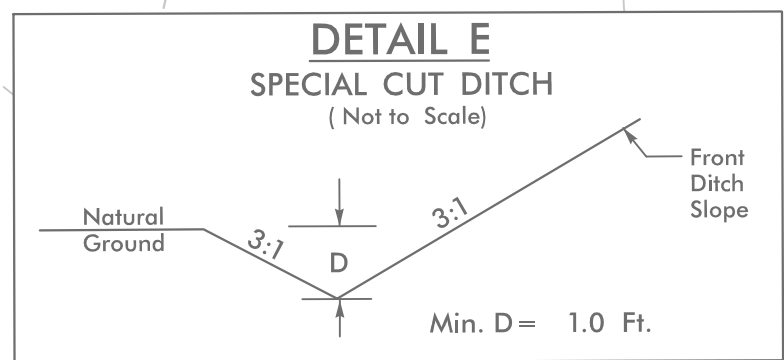
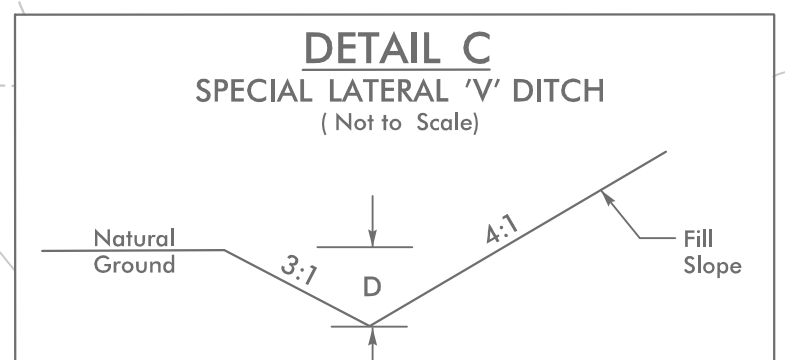
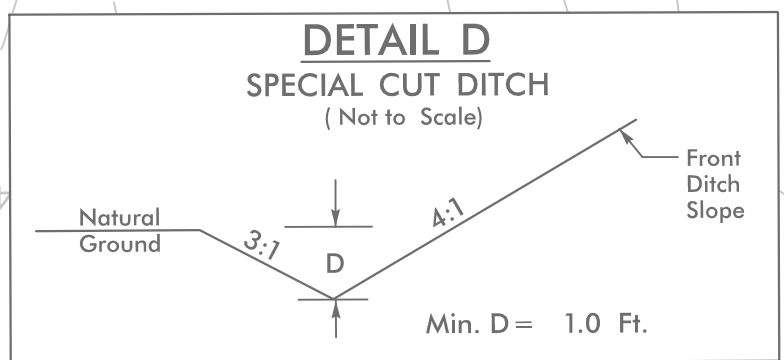


8/17/99

PROJECT REFERENCE NO.	SHEET NO.
R-5023B	EC-2\CONSTR.7
RW SHEET NO.	
ROADWAY DESIGN ENGINEER	HYDRAULICS ENGINEER
<b>HNTB</b>	
HNTB NORTH CAROLINA, P.C. 343 E. SIX FORKS ROAD, SUITE 200 RALEIGH, NORTH CAROLINA 27609 NC LICENSE NO: C-1554	

$PI\ Sta\ 40+21.47$   
 $\Delta = 0^\circ 02' 05.9" (LT)$   
 $D = 0' 03' 16.4"$   
 $L = 64.07'$   
 $T = 32.03'$   
 $R = 105,000.00'$   
 $RO = SEE\ PLANS$   
 $SE = SEE\ PLANS$



FROM -L- STA. 34+25 TO STA. 42+00 LT  
 FROM -L- STA. 35+25 TO STA. 40+00 RT  
 FROM -L- STA. 41+50 TO STA. 42+00 RT

FROM -L- STA. 34+00 TO STA. 35+25 RT

FROM -L- STA. 40+00 TO STA. 41+50 RT

FROM -L- STA. 34+00 TO STA. 34+18 LT

MATCHLINE PLAN SHEET 6  
 -L- STA. 34+00.00

MATCHLINE PLAN SHEET 8  
 -L- STA. 42+00.00

REVISIONS

4/2/05 PM  
 R-5023B.ec.psh\_7.dgn  
 HNTB

