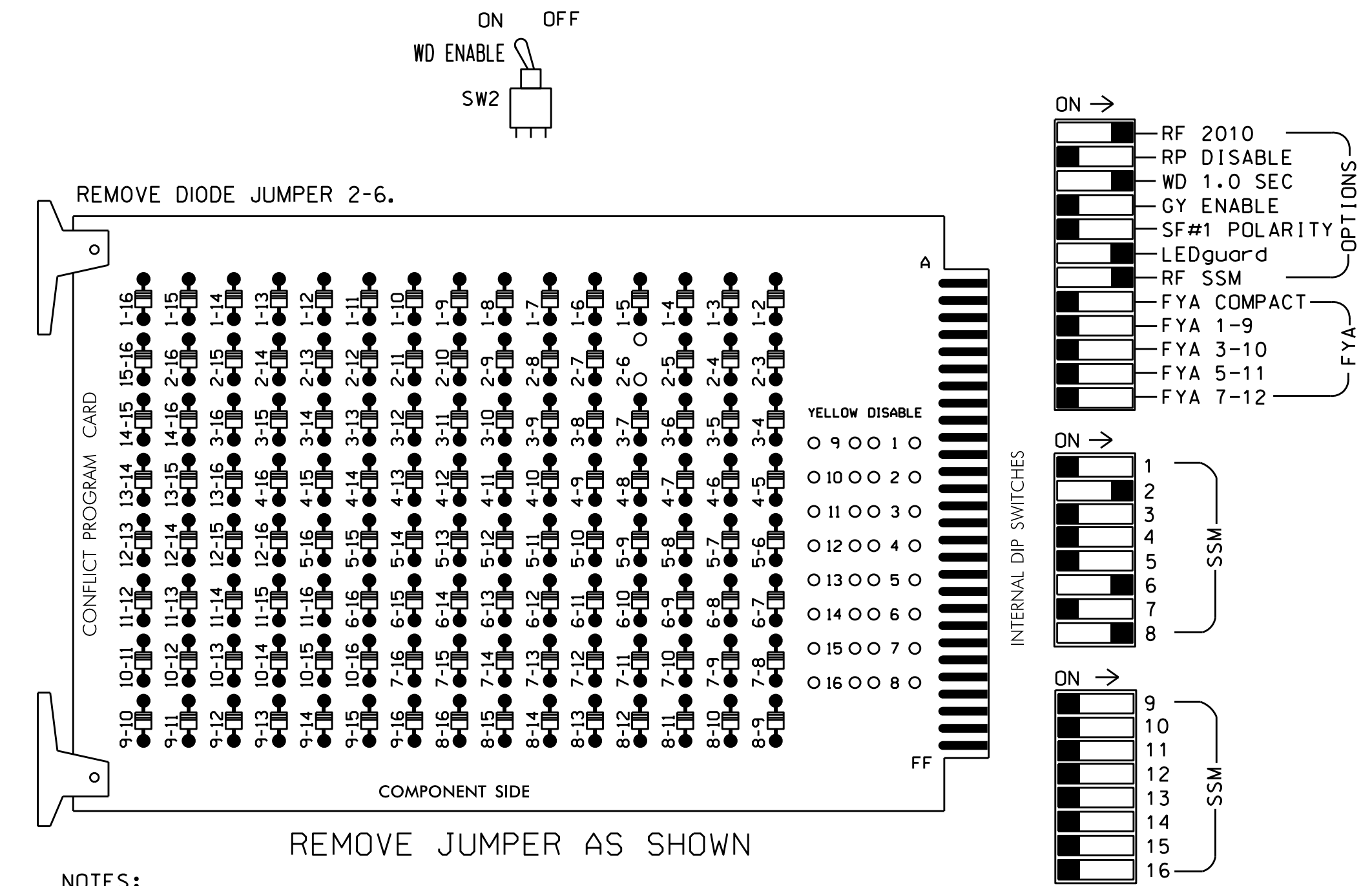


EDI MODEL 2010ECL-NC CONFLICT MONITOR PROGRAMMING DETAIL

(remove jumper and set switches as shown)



- NOTES:
- Card is provided with all diode jumpers in place. Removal of any jumper allows its channels to run concurrently.
 - Make sure jumpers SEL2-SEL5 are present on the monitor board.

NOTES

- To prevent "flash-conflict" problems, insert red flash program blocks for all unused vehicle load switches in the output file. The installer shall verify that signal heads flash in accordance with the Signal Plans.
- Ensure that Red Enable is active at all times during normal operation. To prevent Red Failures on unused monitor channels, tie unused red monitor inputs 1,3,4,5, 7,9,10,11,12,13,14,15 & 16 to load switch AC+ per the cabinet manufacturer's instructions.
- Enable Simultaneous Gap-Out for all phases.
- Program phases 2 and 6 for Start Up In Green.
- Program phases 2 and 6 for Yellow Flash.
- The cabinet and controller are part of the Jacksonville City Signal System.

SIGNAL HEAD HOOK-UP CHART

LOAD SWITCH NO.	S1	S2	S2P	S3	S4	S4P	S5	S6	S6P	S7	S8	S8P
PHASE	1	2	2 PED	3	4	4 PED	5	6	6 PED	7	8	8 PED
SIGNAL HEAD NO.	NU	21,22	NU	NU	NU	NU	NU	61,62	NU	NU	81, 82,83	NU
RED		128						134			107	
YELLOW		129						135			108	
GREEN		130						136			109	
RED ARROW												
YELLOW ARROW												
GREEN ARROW												

NU = Not Used

EQUIPMENT INFORMATION

CONTROLLER.....2070L
 CABINET.....336
 SOFTWARE.....ECONOLITE OASIS (3.03.32E or later approved version)

CABINET MOUNT.....POLE
 OUTPUT FILE POSITIONS...12
 LOAD SWITCHES USED.....S2,S6,S8
 PHASES USED.....2,6,8
 OVERLAPS.....NONE

EMERGENCY VEHICLE PREEMPTION PROGRAMMING DETAIL

(program controller as shown below)

From Main Menu press 'A' (Preemption), then '1' (Standard Preemptions). Press the 'Next' key 2-times to advance to Preempt #3.

EVP 3 :

PREEMPTION #3 SETTINGS (NEXT:1-10)	PREEMPTION #5 SETTINGS (NEXT:1-10)
INTERVAL/TIMING : CLEAR/DWELL PHASES	INTERVAL/TIMING : CLEAR/DWELL PHASES
GRN YEL RED : 12345678910111213141516	GRN YEL RED : 12345678910111213141516
1 255 0.0 0.0 X	1 255 0.0 0.0 X X
2 0 0.0 0.0	2 0 0.0 0.0
3 0 0.0 0.0	3 0 0.0 0.0
4 0 0.0 0.0	4 0 0.0 0.0
5 0 0.0 0.0	5 0 0.0 0.0

EXIT CALLS

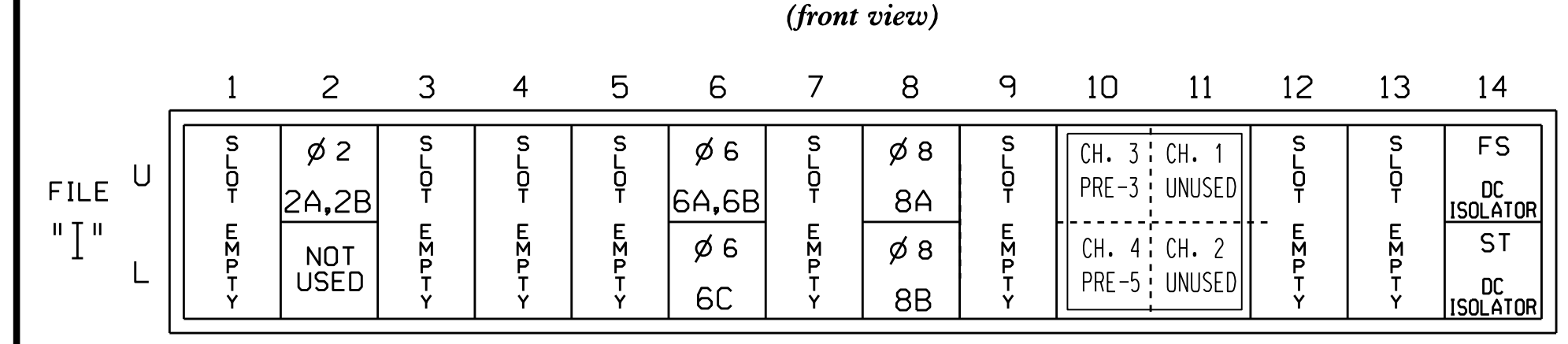
OPTIONS

PRIORITY (Y/N TO SELECT)MED
 DELAY TIMER (0-255 SEC)0.0
 MIN GREEN BEFORE PRE (0= DEFAULT).....1
 PED CLEAR BEFORE PRE (0= DEFAULT).....0
 YELLOW CLEAR BEFORE PRE (0= DEFAULT).....0
 RED CLEAR BEFORE PRE (0= DEFAULT).....0
 DWELL MIN TIMER (0-255 SEC)7
 DWELL MAX TIMER (0=OFF,1-255MIN)0
 DWELL HOLD-OVER TIMER (0-255)0
 LATCH CALL?N
 LINK TO NEXT PREEMPT?N
 ENABLE BACKUP PROTECTION?N
 HOLD CLEAR 1 PHASES DURING DELAY?N
 FAST GREEN FLASH DWELL PHASES?N
 PED CLEARANCE THROUGH YELLOW?N
 INHIBIT OVERLAP GREEN EXTENSION?N
 SERVICE DURING SOFTWARE FLASH?N
 REST IN RED DURING DWELL INTERVAL? ..N
 FLASH DWELL INTERVAL?N
 ALLOW PDS IN DWELL INTERVAL?N
 RE-TIME DWELL INTERVAL?N
 OVERLAPS: ABCDEFGHIJKLMNPO
 DWELL INT FLASH YELLOW
 OMIT OVERLAPS:

PROGRAMMING COMPLETE

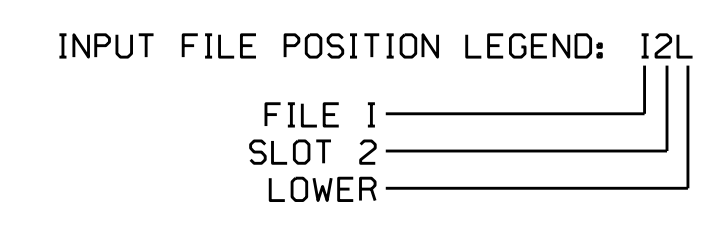
Program extend time on optical detector units for 2.0 sec.

INPUT FILE POSITION LAYOUT

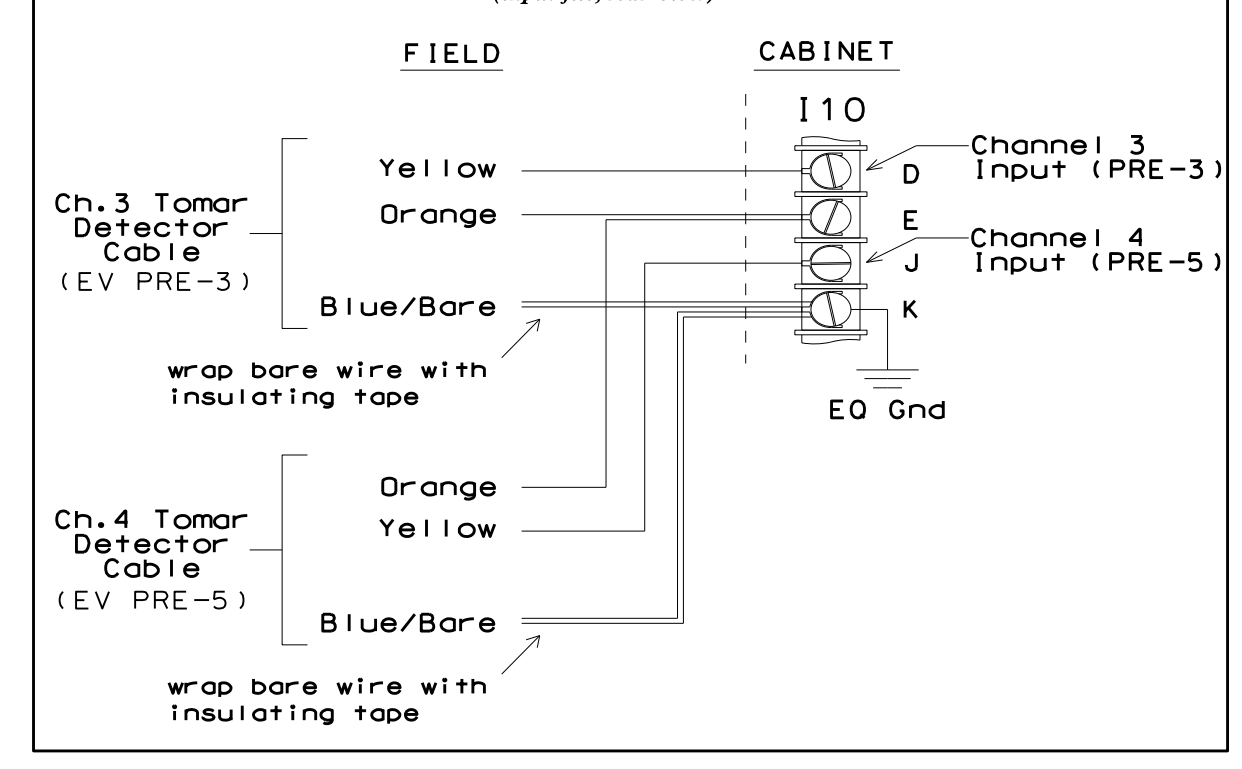


INPUT FILE CONNECTION & PROGRAMMING CHART

LOOP NO.	LOOP TERMINAL	INPUT FILE POS.	PIN NO.	INPUT ASSIGNMENT NO.	DETECTOR NO.	NEMA PHASE	CALL	EXTEND	FULL TIME DELAY	STRETCH TIME	DELAY TIME
2A,2B	TB21-3,4	I2U	39	1	2	2	Y	Y			
6A,6B	TB21-11,12	I6U	40	2	6	6	Y	Y			
6C	TB23-11,12	I6L	44	6	16	6	Y	Y			
8A	TB22-1,2	I8U	42	4	8	8	Y	Y			3
8B	TB24-1,2	I8L	46	8	18	8	Y	Y			5



TYPICAL FIELD WIRE DETAIL



THIS ELECTRICAL DETAIL IS FOR THE SIGNAL DESIGN: 03-0105
 DESIGNED: October 2016
 SEALED: 10-20-16
 REVISED: N/A

Electrical Detail

REVISION SEAL

Electrical and Programming Details for: SR 1336 (Henderson Drive) / (Onslow Drive) at Henderson Drive

Division 3 Onslow County Jacksonville

PLAN DATE: February 2011 REVIEWED BY: JTR

PREPARED BY: James Peterson REVIEWED BY:

REVISIONS

REVISIONS	INIT.	DATE
Added EV Preempts. (JP)	JTR	7-13-11
Upgraded Jumps. (JP)	KMA	11-10-16

750 N. Greenfield Pkwy, Garner, NC 27529

Keith M. Mims
 ENGINEER
 280796EBCD34A5

11-10-16 DATE

DOCUMENT NOT CONSIDERED FINAL UNLESS ALL SIGNATURES COMPLETED

Not a certified document as to the Original Document but only as to the Revisions - This document originally issued and sealed by John T. Rowe, Jr., PE #008453 on 2-23-11. This document is only certified to the revisions.

SIG. INVENTORY NO. 03-0105

21-NOV-2016 11:40
 S:\IT\SSU\115_S\Signal\work\hgc\oups\g_MonM\mes\emp\030105_sml.e\c_20161110.dgn
 kmims