| PROJECT REFERENCE NO. | SHEET NO. |
|---|---|
| R-4753 | EC-18/CONST.15 |
| R/W SHEET NO. | |
| ROADWAY DESIGN ENGINEER | HYDRAULICS ENGINEER |

NAD 83/NSRS 2007

INSTALL PIPE(S) IN JURISDICTIONAL AREAS WITHOUT IMPACTING STREAM UNTIL AREA STABILIZED AND ACCORDING TO NCDOT BEST MANAGEMENT PRACTICES FOR CONSTRUCTION AND MAINTENANCE ACTIVITIES MANUAL.

| -L- | |
|---|---|
| PI Sta 170+79.48 | PI Sta 182+98.70 |
| Δ = 29° 22' 23.3" (RT) | Δ = 17° 20' 27.8" (LT) |
| D = 4° 46' 28.7" | D = 4° 46' 28.7" |
| L = 615.19' | L = 363.19' |
| T = 314.51' | T = 182.99' |
| R = 1,200.00' | R = 1,200.00' |
| SE = .05 | SE = .05 |
| RO = 105' | RO = 105' |

CLEARING AND GRUBBING
EROSION CONTROL FOR
CONSTRUCTION SHEET 15

NOTE:
PLACE TEMPORARY ROCK SEDIMENT DAMS TYPE – B AND TEMPORARY ROCK SILT CHECKS TYPE – A AT DRAINAGE OUTLETS.

ENVIRONMENTALLY SENSITIVE AREA
SEE PROJECT SPECIAL PROVISIONS

54 x 20 x 3
1.5 inch Skimmer
with 0.875 inch
Orifice Diameter
8 ft. weir
ID 15.2 CG

72 x 20 x 3
1.5 inch Skimmer
with 1.0 inch
Orifice Diameter
11 ft. weir
ID 15.1 CG

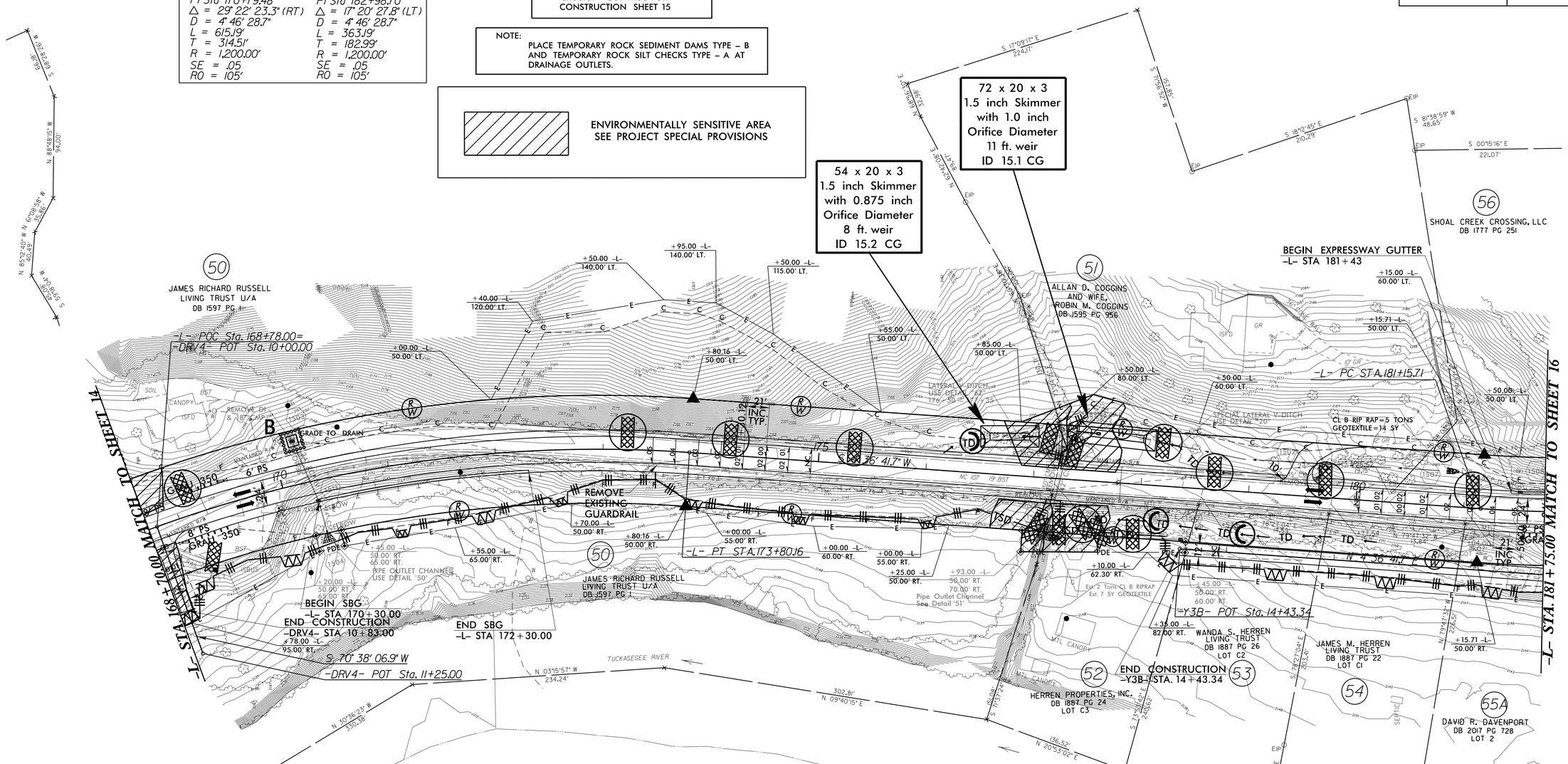


**DETAIL 50**
STANDARD BASE DITCH
( Not to Scale)

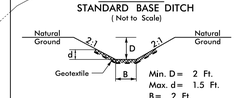


Min. D = 2 Ft.
Max. d = 1.5 Ft.
B = 2 Ft.
Type of Liner = Class B Rip-Rap

STA. 170+31 RT. (PIPE OUTLET)
5 TON CLASS B RIP-RAP
14 SY GEOTEXTILE
5 CU. YD. DDE

**DETAIL 51**
STANDARD BASE DITCH
( Not to Scale)

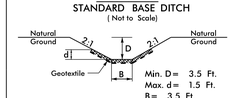


Min. D = 3.5 Ft.
Max. d = 1.5 Ft.
B = 3.5 Ft.
Type of Liner = Class I Rip-Rap

-L- STA. 177+26 RT. (Pipe Outlet)
20 TON CLASS I RIP-RAP
39 SY GEOTEXTILE
15 CU. YD. DDE
-Y3B- Sta. 15+88 LT. (Pipe Outlet)
20 TON CLASS I RIP-RAP
39 SY GEOTEXTILE
15 CU. YD. DDE

**DETAIL 20**
SPECIAL LATERAL 'V' DITCH
( Not to Scale)

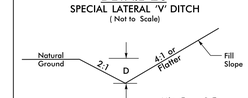


Min. D = 1 Ft.

FROM STA. 177+35 LT. TO STA. 181+00 LT.

**DETAIL 62**
SPECIAL LATERAL 'V' DITCH
( Not to Scale)

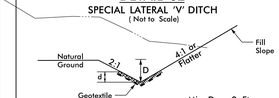


Min. D = 2 Ft.
Max. d = 2 Ft.
Type of Liner = CL B Rip-Rap

FROM STA. 176+50 LT. TO STA. 177+35 LT.
?? TONS CLASS B RIP RAP
?? SY GEOTEXTILE

Note: All Driveway Radii are 20' Unless Otherwise Noted
Note: All Proposed Guardrail to Use Weathered Steel Unless Otherwise Noted

SBG = SHOULDER BERM GUTTER
SEE SHEET 24 FOR -L- PROFILE
SEE SHEET 28 FOR -Y3B- PROFILE
SEE SHEET 29 FOR -DRV4- PROFILE

5/14/99

13-SEP-2016 14:35
R:\Environmental\Hydraulics\R-4753_EC_psh15.dgn