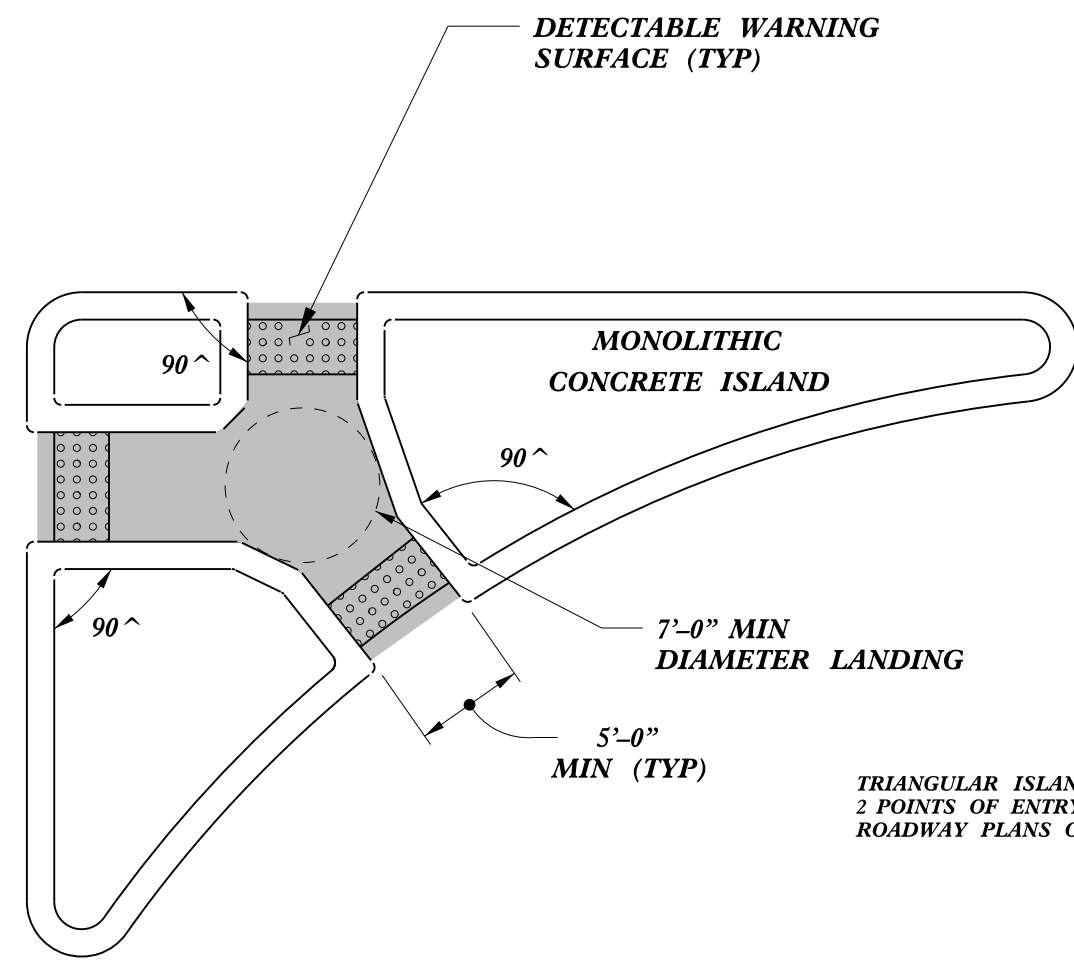
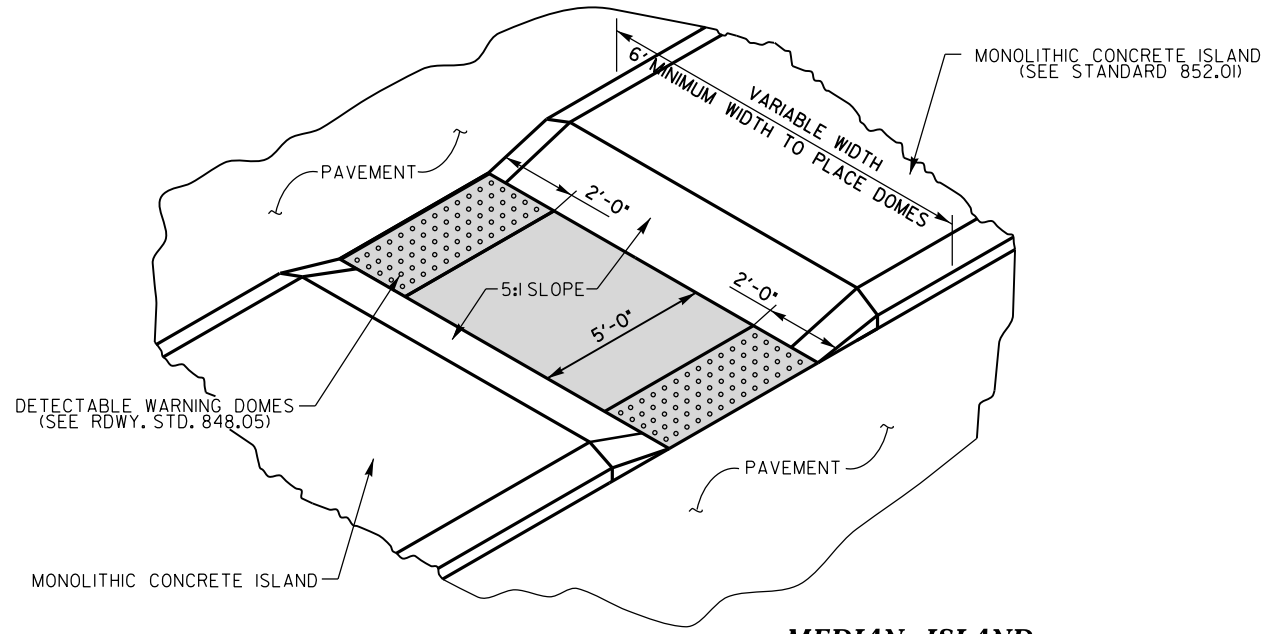


PAY LIMITS FOR 2 OR 3 CURB RAMPS  
(CALCULATE BASED ON NUMBER OF  
SETS OF TRUNCATED DOMES)

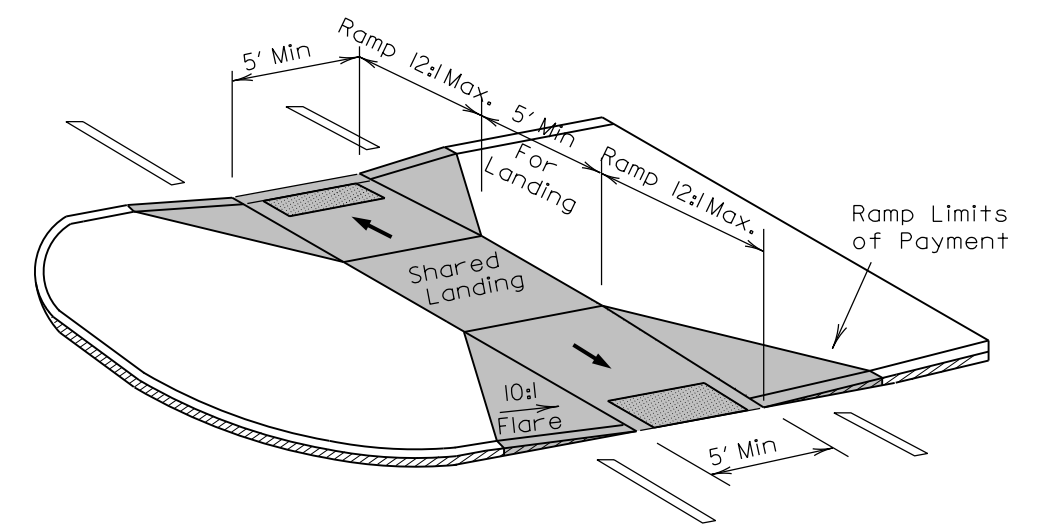


TRIANGULAR ISLANDS MAY BE CONSTRUCTED WITH ONLY  
2 POINTS OF ENTRY AND EXIT AS SHOWN IN THE  
ROADWAY PLANS OR AS DIRECTED BY THE ENGINEER.

**TRIANGULAR ISLAND  
WITH CUT THROUGH**



**MEDIAN ISLAND  
WITH CUT THROUGH**



**MEDIAN ISLAND  
CURB RAMPS**

5/14/99  
SYTIME  
SERIAL  
DATE  
C:\P\2017\2017CPT.10.16.10041.1\DWG\2017CPT.10.16.10041.1\_19.dwg  
USER:JH  
PLT:JH  
PLOT:11/18/2015 11:18:15 AM  
PLOTTER:HP DesignJet 5000PS  
PLOT SCALE:1.0000  
PLOT SHEETS:19  
PLOT SHEET NO:19

11/18/2015

DocuSign  
Seal  
Joel S. Howerton  
449E8E25522144F...

DOCUMENT NOT CONSIDERED FINAL  
UNLESS ALL SIGNATURES COMPLETED

<b>CONTRACT STANDARDS AND DEVELOPMENT UNIT</b>	
Office 919-707-6950	FAX 919-250-4119
<b>CURB RAMPS</b>	
Median or Turn Lane Islands	
ORIGINAL BY: J.S. HOWERTON	DATE: 7/7/11
MODIFIED BY:	DATE:
CHECKED BY:	DATE:
FILE SPEC: stds/2012CurbRamp/CurbRampDetails.dwg	