

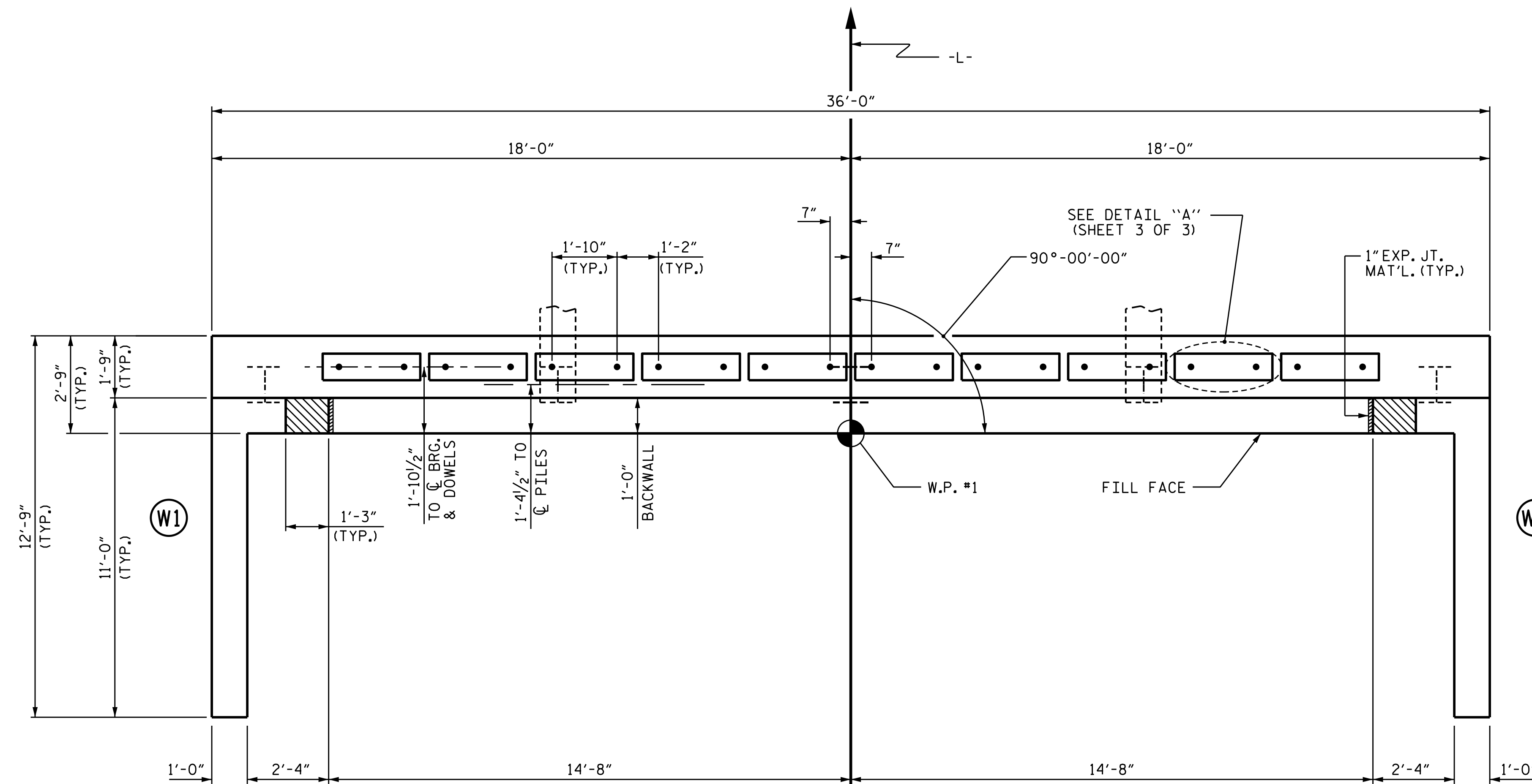
NOTES

STIRRUPS IN CAP MAY BE SHIFTED AS NECESSARY TO CLEAR DOWELS.

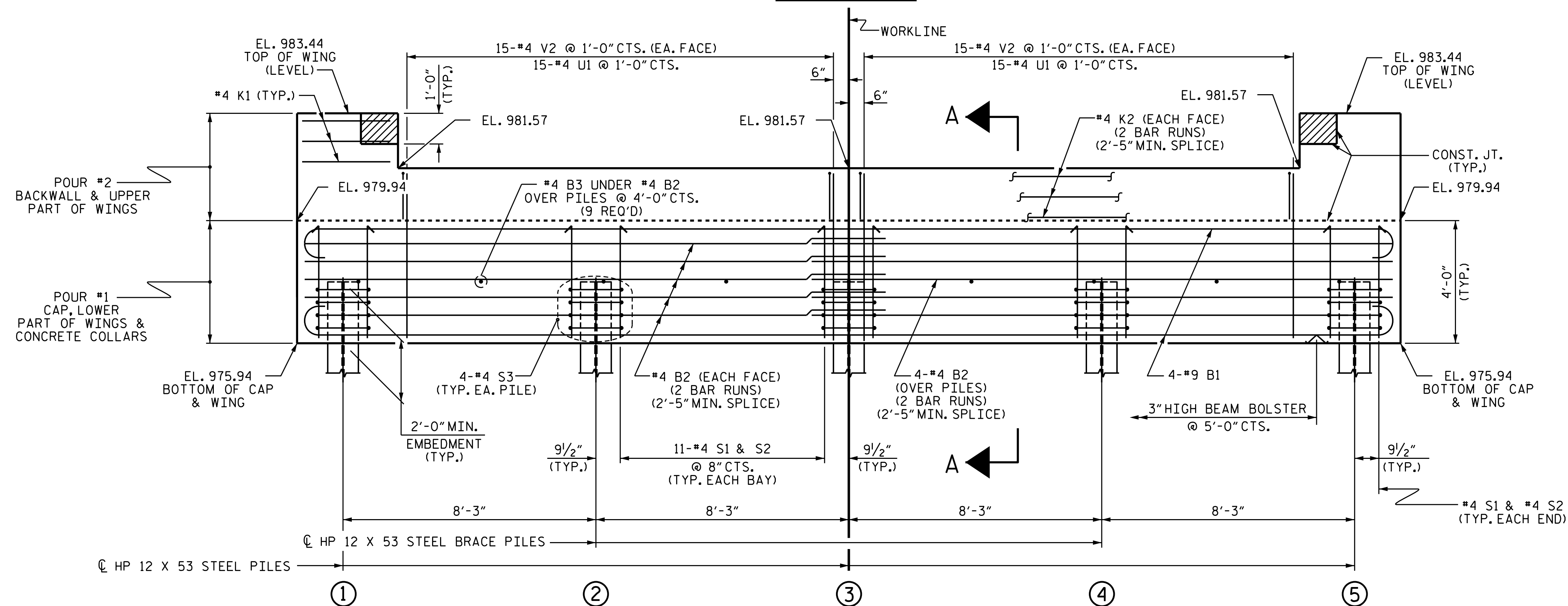
THE CONCRETE IN THE SHADED AREA OF THE WING SHALL BE POURED AFTER THE VERTICAL CONCRETE BARRIER RAIL IS CAST IF SLIP FORMING IS USED.

FOR PILE SPLICE DETAILS, SEE SHEET 3 OF 3.

FOR WING DETAILS, SEE SHEET 2 OF 3.



PLAN



ELEVATION


WINGS NOT SHOWN FOR CLARITY. FOR SECTION A-A, SEE SHEET 4 OF 4.
 CONCRETE COLLARS FOR STEEL PILES NOT SHOWN IN PLAN AND ELEVATION VIEWS FOR CLARITY. SEE "CORROSION PROTECTION FOR STEEL PILES DETAIL", SHEET 4 OF 4.

PROJECT NO. B-5398
BURKE COUNTY
 STATION: 16+45.00 -L-

SHEET 1 OF 3

STATE OF NORTH CAROLINA
 DEPARTMENT OF TRANSPORTATION
 RALEIGH
 SUBSTRUCTURE
 END BENT No. 1

DocuSigned by:
 Lisa M. Samples
 5663D099A9B449C...



7/4/2016

ASSEMBLED BY : J.M. KEPICH DATE : 02/16
 CHECKED BY : L.M. SAMPLES DATE : 04/16
 DRAWN BY : WJH 12/11 REV. 4/15 MAA/TMG
 CHECKED BY : AAC 12/11

DESIGN ENGINEER OF RECORD : L.M. SAMPLES DATE : 05/16



ms consultants, inc.
 920 Main Campus Drive
 Suite 430
 Raleigh, NC 27606
 NC License Number : C-3239

DOCUMENT NOT CONSIDERED FINAL UNLESS ALL SIGNATURES COMPLETED

REVISIONS						SHEET NO.
NO.	BY:	DATE:	NO.	BY:	DATE:	S-13
1			3			TOTAL SHEETS 24
2			4			