

NOTES:

REPAIR LOCATIONS AND ESTIMATE OF QUANTITIES ARE GIVEN WITH THE BEST INFORMATION AVAILABLE. IF ADDITIONAL REPAIRS NOT SHOWN ON THE DRAWINGS ARE DEEMED NECESSARY BY THE INSPECTOR OR ENGINEER THE CONTRACTOR SHALL NOTE ON THE DRAWINGS THE APPROXIMATE LOCATION AND DESCRIPTION OF THE REPAIRS AND ADJUST THE ACTUAL QUANTITIES ENTERED INTO THE REPAIR QUANTITY TABLE.

FOR CAP REPAIR DETAILS, SEE "TYPICAL CAP REPAIR DETAILS" SHEET.

FOR "SHOTCRETE REPAIRS", SEE SPECIAL PROVISIONS.

FOR "EPOXY RESIN INJECTION", SEE SPECIAL PROVISIONS.

REPAIR QUANTITY TABLE

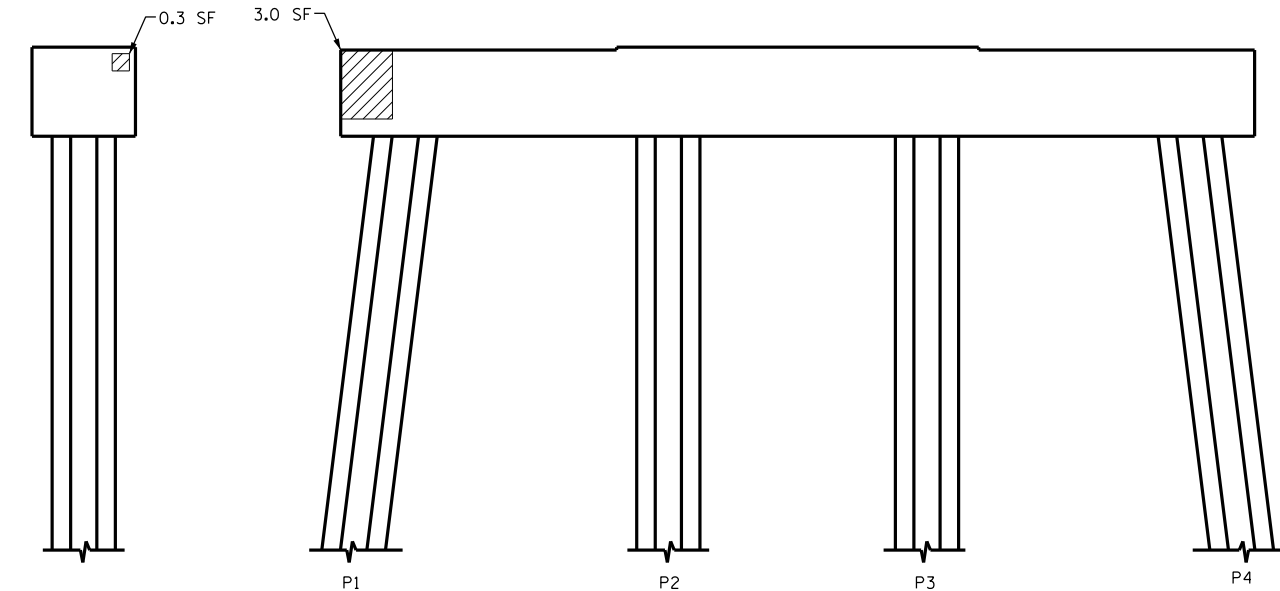
REPAIRS BENT 225	QUANTITIES			
	ESTIMATE		ACTUAL	
SHOTCRETE REPAIRS	AREA SF	VOLUME CF	AREA SF	VOLUME CF
CAP (VERTICAL FACE)	3.3	1.4		
CAP (HORIZONTAL, CORNER)	0.0	0.0		
EPOXY RESIN INJECTION		LN. FT.		LN. FT.
CAP		0.0		

VALUES IN CHART REPRESENT ESTIMATED REPAIR TOTALS AFTER REMOVAL OF UNSOUND CONCRETE, MIN. OF 1" BEHIND REBAR AND MIN. 2" CL TO SAWCUT. SEE REPAIR DETAILS.



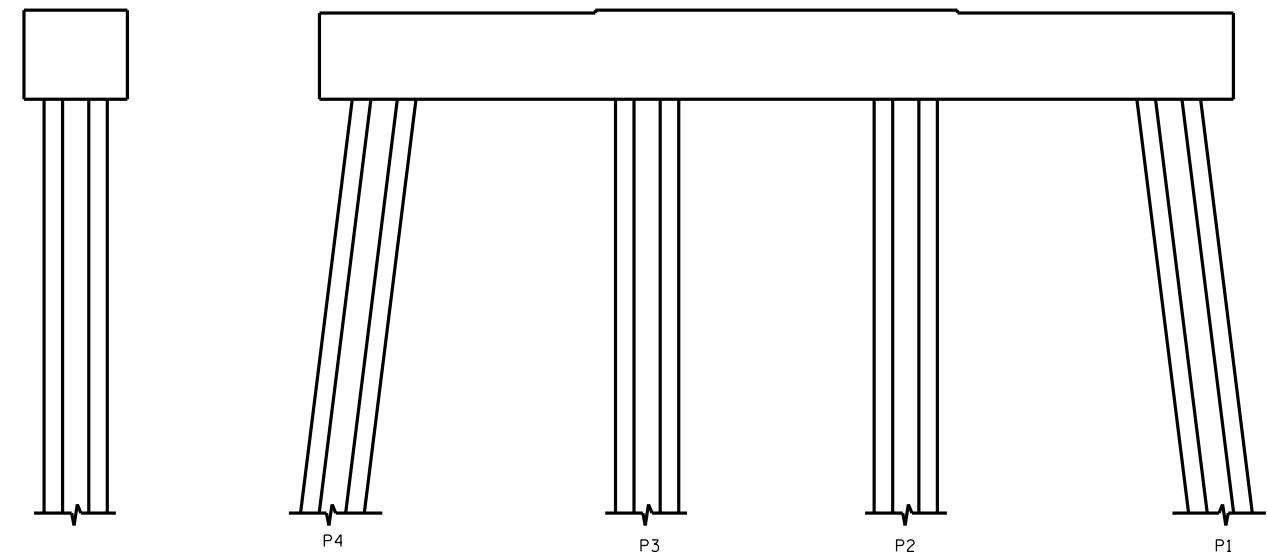
SPAN 226
SPAN 225

PLAN
TOP OF CAP




END VIEW
NORTH SIDE

ELEVATION
WEST SIDE



END VIEW
SOUTH SIDE

ELEVATION
EAST SIDE



SPAN 225
SPAN 226

PLAN
BOTTOM OF CAP

▨ - SHOTCRETE REPAIR
ERI - EPOXY RESIN INJECTION

PROJECT NO. B-5936
TYRRELL COUNTY
BRIDGE NO. 7



DocuSigned by:
Paul Bryant
3653D2AF1B77448...

8/10/2016

DOCUMENT NOT CONSIDERED
FINAL UNLESS ALL
SIGNATURES COMPLETED

STATE OF NORTH CAROLINA DEPARTMENT OF TRANSPORTATION RALEIGH						BENT 225		REVISIONS		SHEET NO.	
NO.	BY:	DATE:	NO.	BY:	DATE:						
1			3							S-266	
2			4							TOTAL SHEETS 394	

DRAWN BY : P. D. BRYANT DATE : 4-2016
CHECKED BY : W. M. CLARKE DATE : 4-2016