



BENT 14 CRACKED AND DELAMINATED AREA ON THE NW SIDE OF PILE 4 STARTS 10" BELOW CAP AND GOES DOWN 8' 4" X 12" WIDE.



BENT 17 PILE 3 UNDER SUBCAP 1 HAS SAPLLED AREA 10' 2" LONG X 2 1/2" DEEP ON SW SIDE WITH CABLES EXPOSED AND BROKEN.PM



BENT 17 P5 UNDER SUBCAP 2 IS HEAVILY CRACKED AND DELAMINATED 10' 2" LONG X 33" AROUND PILE ON WEST SIDE.PM



BENT 28 DELAMINATED AND SPALLED AREA ON NORTH FACE OF P4 FROM WL UP 10' 8" TO BOT OF CAP 18" WIDE CABLES EXPOSED PM



BENT 36 SPAN 36 SIDE PATCHED AND DELAMINATED AREA ALONG BOT LT END OF G1 18" H X 12" FROM END BACK.



BENT 36 P1 SOUTH FACE CRACKED AND DELAMINATED AREA FROM WL UP TO BOT OF CAP 10' 4".



BENT 120 PILE 6 IS CRACKED, DELAMINATED AND SPALLED FROM BOTTOM CAP DOWN 127" AND 18" W WITH 3 CABLES EXPOSED. PM



BENT 305 COL 4 CRACKED AND DELAMINATED ALONG RT OUTSIDE EDGE 12" W X 2' H .



BENT 10 P4 CONCRETE REPAIRED AREA HAS FAILED AND HAS SOME EXPOSED REBAR.



BENT 10 THE CASING AROUND REPAIRED PILES IS BREAKING OFF AROUND PILE.AND MISSING IN SPOTS.



BENT 8 P4 CRACKED AND DELAMINATED AREA IN FACE OF PILE FROM WL TO BOTTOM OF CAP WITH P2 AND 3 SIMILAR.





BENT 6 P4 HAS BEEN REPAIRED .



BENT 5 PILE 3 HAS BEEN REPAIRED.



BENT 4 P3 HAS BEEN REPAIRED.



SPAN 4 LT BOTTOM SIDE OF G3 SPALLED ALONG BOTTOM EDGE 4" X 28" X 3" WITH EXPOSED CABLE NEAR MIDSPAN PM



BENT 13 PILE 5 PATCHED AREA IS DETERIORATED AT WL AND HAS REBAR EXPOSED.



BENT 14 P4 SPALLED AREA FROM BOTTOM OF CAP TO WL 108" X 14" WIDE REBAR EXPOSED PM



BENT 15 BOTTOM OF THE CAP BETWEEN P1 AND P2 IS SPALLED 18" X 24" X 4" DEEP WITH EXPOSED REBAR.



BENT 17 HAS REPAIRED AREA THAT HAS SPALLED 4" DEEP ALL AROUND PILE FROM WL UP 2'.



BENT 116 CRACKED AND SPALLED AND DELAMINATED AREA ON P7 WITH CABLES EXPOSED 6' 6" H X 28" AROUND PILE PM



BENT 116 P2 DELAMINATED AND CRACKED AND SPALLED AREA WITH 3 CABLES EXPOSED 9' 4" H X 24" AROUND PILE ON SOUTH FACE.PM



BENT 118 P5 CRACKED AND SPALLED AND DELAMINATED AREA WITH 5 CABLES EXPOSED 10' 10" H X 20" AROUND PILE.PM



BENT 22 PILE 1 CR ACKED AND SPALLED AREA FROM WL TO BOTTOM OF CAP 11' X 16" AROUND PILE CABLES AND REBAR EXPOSED PM.



BENT 22 SPAN 22 SIDE SPALLED AREA ALONG BOTTOM LT END OF G2 4" X 9" X 2" DEEP CABLE EXPOSED.





BENT 24 P4 CRACKED AND DELAMINATED AREA FROM THE BOT OF CAP DOWN 8' 3" 29" AROUND PILE.



BENT 24 PILE 3 SW FACE IS CRACKED AND DELAMINATED STARTING 5' BELOW BOTTOM CAP EXTENDS TO WL 69" 28" AROUND PILE.



BENT 24 SPAN 25 SIDE CRACKED AND DELAMINATED AREA IN FACE OF CAP UNDER G2 13" X 22",,



BENT 25 SOUTH FACE OF P1 SPALLED AND CRACKED AND DELAMINATED AREA STARTS 1' BELOW BOT OF CAP AND GOES DOWN TO WL 9' X 16" AROUND X 2" DEEP CABLES PM



BENT 52 P1 CRACKED AND SPALLED AND DELAMINATED AREA ON SOUTH FACE OF PILE STARTS 33" BELOW BOT CAP AND EXTENDS 68" X 17" W X 1 3/4" DEEP.



BENT 53 P1 CRACKED AND DELAMINATED AREA ON THE SOUTH FACE OF PILE FROM BOTTOM CAP TO WL  
10' 6" X 17" AROUND PILE.



BENT 54 P2 CRACKED AND DELAMINATED AREA AROUND SE CORNER OF PILE FROM BOTTOM OF CAP DOWN 36" X 15" AROUND PILE.



BENT 55 SPAN 55 SIDE CRACKED AND DELAMINATED AREA ALONG THE BOTTOM SIDE OF G3 9" X 15".



BENT 63 P1 IS CRACKED AND DELAMINATED ON SOUTH FACE FROM BOTTOM CAP TO WL 10' 8" X 21" AROUND PILE.



BENT 65 SPAN 65 SIDE SPALLED AREA ON THE BOTTOM RT END OF G1 6" X 8" X 2" DEEP



BENT 66 PILE 1 CRACKED AND DELAMINATED AREA ABOVE THE PILE REPAIR FROM BOTTOM OF CAP DOWN 70" X 32" AROUND PILE.



BENT 67 SPAN 68 SIDE BOTTOM LT END OF G1 IS CRACKED AND DELAMINATED 9" X 10".



BENT 9 SPAN 9 SIDE SPALLED AREA ALONG END OF G3 4" W AND FROM DIAPHRAGM DOWN 10" X 1 1/2" DEEP REBAR EXPOSED.



BENT 9 PILE HAS A CRACKED AND SPALLED AREA UNDER G3 17" X 39" X 3" DEEP WITH CABLES EXPOSED.





BENT 10 SPAN 10 SIDE DELAMINATED AND SPALLED AND CRACKED AREA ALONG THE BOTTOM FACE OF CAP FROM G2 TO RT SIDE G3 11" X 10' 4".



BENT 10 SPAN 10 SIDE SPALLED AREA ON THE RT SIDE OF G1 7" X 14" X 2" DEEP.



BENT 69 PILE 1 CRACKED AND DELAMINATED AREA ON SOUTH FACE OF PILE FROM BOTTOM OF CAP DOWN 63" X 22" AROUND.



BENT 70 LT END OF G1 IS CRACKED AND DELAMINATED 17" H X 12" FROM END BACK.



BENT 81 DELAMINATED AREA ON SOUTH FACE OF P3 UNDER BOTTOM OF CAP 13" X 41".



BENT 81 SPAN 82 SIDE DELAMINATED AREA AT THE LT END OF G2 8" X 9".




BENT 93 PILE 3 IS SPALLED AND DELAMINATED UNDER BOTTOM SUBCAP 1 STARTS 23" UNDER CAP 59" LONG X 17" W X 2" DEEP REBAR EXPOSED PM.



BENT 98 PILE 1 CRACKED AND DELAMINATED AREA ON THE SOUTH FACE OF PILE FROM BOTTOM CAP DOWN 75" X 18" AROUND PILE.



BENT 101 PILE 1 IS CRACKED AND DELAMINATED AND SURFACE SPALLED AREA SOUTH FACE FROM BOTTOM OF CAP DOWN 11' 5" X 23" AROUND PILE.



SPAN 103 G3 SPALLED AREA ALONG THE BOTTOM LT SIDE 5" X 32" X 5" UNDER BOTTOM 10' FROM BENT 102 MCABLE EXPOSED PM



BENT 125 PILE 3 IS CRACKED AND DELAMINATED ON N FACE OF PILE FROM THE WL UP 90" .



REST BENT 2 PILES POOR



REST BENT 2, P-14, SPALLED W/ EXPOSED STRANDS (50%-100% LOSS) FROM CAP TO W/L, FACES 1,2,8.





REST BENT 2, P-12, SPALLED W/ EXPOSED STRANDS (50%-100% LOSS) FROM CAP TO W/L, FACES 1,2,3,6,7,8.



REST BENT 2, P-10, SPALLED W/ EXPOSED STRANDS (50%-100% LOSS) FROM CAP TO W/L, FACES 1,2,7,8.



REST BENT 2, P-10



REST BENT 2, P-14



REST BENT 2, P-12



BENT 126 PILE 3 CRACKED AND DELAMINATED AREA ON THE N FACE OF PILE STARTS 3' ABOVE WL AND GOES UP 4' AND 16" AROUND PILE.



BENT 128 PILE 4 DELAMINATED AREA ON THE N FACE OF THE PILE FROM BOTTOM OF CAP DOWN 29" X 15" AROUND PILE.



BENT 132 CRACKED AND DELAMINATED AREA ON THE NORTH FACE OF P6 FROM BOTTOM OF CAP DOWN 49" X 12" AROUND PILE.



BENT 132 P2 IS CRACKED AND DELAMINATED AND SPALLED FROM THE BOTTOM OF SUBCAP TO WL 124" AND 15" AROUND PILE 3 CABLES EXPOSED PM.



BENT 132 SPAN 133 SIDE SPALLED AREA ALONG THE BOTTOM LT END OF G2 8" X 9" X 2" DEEP CABLE EXPOSED PM.





BENT 134 LARGE CRACK AND DELAMINATED AREA ON THE N FACE OF P3 48" FROM WL UP AND 12" AROUND PILE.



BENT 134 LARGE CRACK AND DELAMINATED AREA ON THE N FACE OF P4 28" FROM WL UP AND 14" AROUND PILE.



BENT 134 SPAN 134 SIDE SPALLED AREA ALONG THE BOTTOM RT END OF G3 7" X 9" X 1 1/2" DEEP.



BENT 134 PILE 4 HAS DELAMINATED AREA STARTING 10" BELOW BOTTOM OF CAP AND GOES DOWN 44" X 16" AROUND PILE.



BENT 136 P4 LARGE CRACKED AND DELAMINATED AREA FROM BOTTOM OF CAP TO WL 10' X 28" AROUND PILE ON N FACE.



BENT 136 P3 CRACKED AND DELAMINATED AREA ON THE N FACE OF PILE FROM WL UP 41" X 16" AROUND PILE.



BENT 137 PILE 2 CRACKED AND DELAMINATED AREA ON THE NE FACE OF THE PILE 18" AROUND, 9' 2" FROM THE WATERLINE UP



BENT 138 SPAN 138 SIDE SPALLED AREA ALONG THE BOTTOM RT END OF G1 7" X 11" 1 1/2" DEEP



BENT 139 P4 CRACKED AND DELAMINATED AREA ON THE N FACE OF THE PILE 8' 1" FROM THE WATERLINE  
UP, 18" AROUND THE PILE



BENT 140 P6 CRACKED, SPALLED, AND DELAMINATED AREA, 10' X 6" FROM THE BOTTOM OF CAP TO WL,  
26" AROUND THE PILE, REBAR AND CABLES EXPOSED





BENT 144 P4 CRACKED AND DELAMINATED AREA 20" AROUND THE PILE 9' 10" FROM THE BOTTOM OF THE CAP DOWN



SPAN 144 SPALLED AREA ALONG THE BOTTOM LT SIDE OF G4 3' FROM BENT 144, 3" X 46" X 4"



BENT 144 P2 CRACKED, SPALLED AND DELAMINATED AREA FROM THE BOTTOM OF CAP TO WL 9' 8" AND 23" AROUND PILE REBAR EXPOSED PM



SPAN 147 SCATTERED PATCHED AREAS ALONG BOTOM R SIDE OF G4.



SPAN 147 SCATTERED SURFACE SPALLED AREAS ON BOOM EDGES OF G2 , G3 AND G4 .



BEN 146 SPAN 147 SIDE CRACKED AND DELAMINATED AREA ALONG THE BOTTOM FACE AND BOTTOM OF THE CAP UNDER G3 7' X 65" X 12" UNDER BOTOM.



BENT 148 P5 IS CRACKED , DELAM AND SPALLED ON THE WEST FACE FROM BOTTOM OF CAP DOWN 72" AND 21" AROUND PILE.



BEN 149 P4 ON THEW NE FACE HAS CRACKED , DELAMINATED AND SPALLED AREA FROM WL TO BOTTOM OF CAP 10' 3" AND 21" AROUND PILE.



BENT 149 P3 CRACKED AND DELAMINATED AREA ON THE NORTH FACE OF THE PILE FROM BOTTOM OF CAP DOWN 33" X 16" AROUND PILE.



BENT 166 P3 EAST FACE SPALLED AND DELAMINATED AREA 19" FROM THE BOTTOM OF THE CAP DOWN X 18" AROUND X 2" DEEP




BENT 167 SPAN 167 SIDE CRACKED AND DELAMINATED AREA ALONG THE CAP UNDER G3 15" X 23"



BENT 213 P3 CRACKED AND DELAMINATED AREA ON THE N FACE OF THE PILE, 55" FROM THE WATERLINE  
UP 14" AROUND THE PILE





BENT 215 P2 CRACKED AND DELAMINATED AREA ON THE N FACE OF THE PILE 58" FROM THE WATERLINE  
UP 10" AROUND THE PILE



BENT 216 P5 CRACKED AND DELAMINATED AREA ALONG THE E FACE OF THE PILE 78" FROM THE WATERLINE UP 32" AROUND THE PILE



BENT 217 SPAN 218 SIDE SPALLED AREA ALONG THE BOTTOM LT END OF G2 8" X 10" X 2" DEEP CABLE EXPOSED PM.



BENT 218 P3 CRACKED AND DELAMINATED AREA 58" FROM THE WATERLINE UP 20" AROUND THE PILE.



BENT 220 P4 CRACKED AND DELAMINATED AREA ON THE N FACE OF THE PILE 57" FROM THE WATERLINE UP 16" AROUND THE PILE.




BENT 221 P1 SPALLED CRACKED AND DELAMINATED AREA ALONG THE S FACE OF THE PILE 101" FROM THE WATERLINE UP 21" AROUND THE PILE.



BENT 221 P2 CRACKED AND DELAMINATED AREA ON THE N FACE OF THE PILE 55" FROM THE WATERLINE UP 14" AROUND THE PILE.



BENT 222 SPAN 222 SIDE SPALLED AREA ALONG THE LT BOTTOM END OF G3 7" X 9" X 2" DEEP CABLE EXPOSED PM.



BENT 222 P2 CRACKED AND DELAMINATED AREA 40" FROM THE WATERLINE UP 15" AROUND THE PILE



BENT 222 P3 CRACKED AND DELAMINATED AREA 42" FROM THE WATERLINE UP 22" AROUND THE PILE.



BENT 222 P4 CRACKED AND DELAMINATED AREA 30" FROM THE WATERLINE UP 18" AROUND THE PILE.





BENT 230 P4 CRACKED AND DELAMINATED AREA ABOVE THE REPAIR 39" FROM THE BOTTOM OF THE REPAIR TO THE CAP 25" AROUND THE PILE



BENT 231 SPAN 231 SIDE CRACKED AND DELAMINATED AREA ALONG THE BOTTOM FACE OF THE CAP AT P1 4" X 23" X 11" UB.



BENT 231 CRACKED SPALLED AND DELAMINATED AREA ALONG THE S FACE OF P1 10'2" FROM THE WATERLINE TO THE BOTTOM OF THE CAP 4 CABLES EXPOSED 3 BROKEN CABLE



BENT 231 P2 CRACKED AND DELAMINATED AREA ON THE SE FACE OF THE PILE 75" FROM THE WATERLINE  
UP 30" AROUND THE PILE



SPAN 233 SPALLED AND HONEYCOMBE AREA ALONG LT SIDE G4 11' FROM BENT 232 6" X 23" X 4" DEEP WITH CABLES EXPOSED PM



BENT 234 CRACKED AND DELAMINATED AREA ON PILE 2 FROM WL UP 36" AND 24" AROUND PILE.



BENT 234 CRACKED AND DELAMINATED AREA ON PILE 3 FROM THE WL UP 53" X 28" AROUND PILE.




BENT 235 SPAN 235 SIDE SPALLED AREA ALONG THE BOTTOM LT END OF G4 7" X 9" X 3" DEEP CABLES EXPOSED PM.



BENT 235 SPAN 236 SIDE SPALLED AREA ON LT SIDE OF G4 3" X 20" X 5" WITH CABLE EXPOSED 14" FROM BENT 235.



BENT 235 CRACKED AND DELAMINATED AREA ALONG THE TOP FACE OF PILE 2 ON NE FACE 18" X 28".



BENT 235 CRACKED AND DELAMINATED AREA ON THE SOUTH FACE OF P2 FROM BOTTOM OF CAP DOWN 7' 9" X 21" AROUND PILE.



BENT 237 CRACKED AND DELAMINATED AREA ON P5 ON NE FACE FROM WL UP 46" AND 29" AROUND PILE.





BENT 237 P5 CRACKED, DELAM, SPALLED AREA FROM BOT CAP TO WL 10' 4" X 25" AROUND PILE WITH 2 CABLES EXPOSED AND 3" DEEP NORTH FACE PM.



BENT 237 P4 CRACKED AND DELAMINATED AREA FROM THE WL UP 50" X 14" AROUND PILE ON NE FACE.



BENT 238 P4 VERTICAL CRACK IN THE EAST FACE OF PILE FROM BOT OF CAP TO WL CRACK AROUND 1/8" WIDE.



BENT 240 SPAN 241 SIDE SPALLED AREA ALONG THE LT BOTTOM END OF G2 10" X 24" L X 2 1/2" DEEP CABLES EXPOSED PM.



BENT 244 SPAN 245 SIDE SPALLED AREA ALONG THE LT BOTTOM SIDE OF G1 6" X 9" X 1 1/2" DEEP .



BENT 244 P6 CRACKED AND DELAMINATED AREA ALONG NE FACE FROM WL UP 41" X 21" AROUND PILE.




BENT 244 P1 CRACKED AND DELAMINATED AREA ALONG SE FACE OF PILE FROM BOTTOM OF CAP DOWN 61" X 16" AROUND PILE.



SPAN 246 PATCHED AREA ALONG THE LT BOTTOM SIDE OF G1 6" X 44" X 3".



BENT 246 P2 SPALLED AND DELAM AREA ON THE NORTH FACE OF PILE STARTS 7" BELOW BOT OF CAP GOES DOWN 37" X 17" AROUND PILE W 3 CABLES EXPOSED PM



BENT 246 P1 CRACKED AND DELAMINATED AREA ON THE SOUTH FACE OF PILE FROM BOTTOM OF CAP DOWN 61" X 10" AROUND PILE..



BENT 249 P3 PATCHED AREA IS CRACKED AND DELAM AND HONEYCOMBED STARTING 55" BELOW BOT OF CAP GOES 30" DOWN AND 14" WIDE ON NORTH FACE.



BENT 260 P5 CRACKED AND DELAMINATED AREA FROM THE WATER LINE UP 50" AND 18" AROUND PILE ON NORTH SIDE..






BENT 260 PILE 1 CRACKED AND DELAMINATED AREA FROM THE BOTTOM OF CAP DOWN 58" AND 18" AROUND PILE ON SOUTH FACE.



BENT 265 P5 CRACKED, SPALLED AND DELAMINATED AREA ON NORTH FACE OF PILE FROM BOTTOM CAP DOWN TO WL 75" X 18" AROUND PILE WITH 3 CABLES EXPOSE PM



BENT 266 CRACKED AND DELAMINATED AREA ON THE WEST FACE OF PILE FROM BOT CAP TO WL 75" X 18" AROUND PILE.



BENT 266 P2 EAST FACE CRACKED AND DELAMINATED AREA FROM WL UP 46" X 16" AROUND PILE.



BENT 266 N EAST FACE OF P4 CRACKED AND DELAMINATED AREA FROM WL UP 52" X 18" AROUND PILE.



BENT 267 P5 CRACKED AND DELAMINATED AREA ON SPAN 268 SIDE FROM WL UP 48" X 16" AROUND PILE.



BENT 269 P3 CRACKED AND DELAMINATED FROM TOP DOWN TO WL 32" AROUND PILE AND 39" DOWN PILES 1 AND 2 AND 4 AND 5 SIMILAR.



BENT 270 P3 CRACKED AND DELAMINATED AREA 14" AROUND PILE AND 27" FROM TOP TO WL WITH PILES 1,2,5 AND 6 SIMILAR.