

# GENERAL NOTES CONTINUED

- 11. FOR THE WEEKEND OF THE ANNUAL WILMINGTON RIVERFEST IN OCTOBER, DO NOT PERFORM ANY WORK BETWEEN THE HOURS OF 7:00 AM FRIDAY THROUGH 6:00 PM MONDAY AFTER THE RIVERFEST EVENT WITHOUT THE PRIOR APPROVAL OF THE ENGINEER AND THE CITY OF WILMINGTON TRAFFIC ENGINEER. CALL (910) 452-6862 OR VISIT THE FESTIVAL'S WEBSITE AT WWW.WILMINGTONRIVERFEST.COM TO CONFIRM THE DATES OF THE FESTIVAL.
- 12. FOR THE WEEKEND OF THE ANNUAL BATTLESHIP NORTH CAROLINA HALF MARATHON IN NOVEMBER, DO NOT PERFORM ANY WORK BETWEEN THE HOURS OF 7:00 AM FRIDAY THROUGH 6:00 PM MONDAY AFTER THE BATTLESHIP NORTH CAROLINA HALF MARATHON WITHOUT THE PRIOR APPROVAL OF THE ENGINEER AND THE CITY OF WILMINGTON TRAFFIC ENGINEER. CALL (910) 398-5539 OR VISIT THE HALF MARATHON'S WEBSITE AT WWW.BATTLESHIPHALFMARATHON.ACTIVE.COM TO CONFIRM THE DATES OF THE HALF MARATHON.
- 13. FOR THE WEEKEND OF THE ANNUAL BEACH2BATTLESHIP TRIATHLON IN OCTOBER, DO NOT PERFORM ANY WORK BETWEEN THE HOURS OF 7:00 AM FRIDAY THROUGH 6:00 PM MONDAY AFTER THE BEACH2 BATTLESHIP TRIATHLON WITHOUT THE PRIOR APPROVAL OF THE ENGINEER AND THE CITY OF WILMINGTON TRAFFIC ENGINEER. VISIT THE TRIATHLON'S WEBSITE AT WWW.BEACH2BATTLESHIP.COM TO CONFIRM THE DATES OF THE TRIATHLON.

C) DO NOT STOP TRAFFIC AS FOLLOWS:

ROAD NAME	DAY AND TIME RESTRICTIONS	DURATION AND OPERATION
ANY ROAD	MONDAY - SUNDAY 5:00 A.M. - 11:00 P.M.	20 MINUTES INSTALLATION OF PAVEMENT MARKINGS

### LANE AND SHOULDER CLOSURE REQUIREMENTS

- D) REMOVE LANE CLOSURE DEVICES FROM THE LANE WHEN WORK IS NOT BEING PERFORMED BEHIND THE LANE CLOSURE OR WHEN A LANE CLOSURE IS NO LONGER NEEDED OR AS DIRECTED BY THE ENGINEER.
- E) WHEN PERSONNEL AND/OR EQUIPMENT ARE WORKING WITHIN 15 FT OF AN OPEN TRAVEL LANE, CLOSE THE NEAREST OPEN SHOULDER USING ROADWAY STANDARD DRAWING NO. 1101.04 UNLESS THE WORK AREA IS PROTECTED BY BARRIER OR GUARDRAIL OR A LANE CLOSURE IS INSTALLED.
- F) WHEN PERSONNEL AND/OR EQUIPMENT ARE WORKING ON THE SHOULDER ADJACENT TO AN UNDIVIDED FACILITY AND WITHIN 5 FT OF AN OPEN TRAVEL LANE, CLOSE THE NEAREST OPEN TRAVEL LANE USING ROADWAY STANDARD DRAWING NO. 1101.02 UNLESS THE WORK AREA IS PROTECTED BY BARRIER OR GUARDRAIL.
- G) WHEN PERSONNEL AND/OR EQUIPMENT ARE WORKING WITHIN A LANE OF TRAVEL OF AN UNDIVIDED OR DIVIDED FACILITY, CLOSE THE LANE ACCORDING TO THE TRANSPORTATION MANAGEMENT PLANS, ROADWAY STANDARD DRAWINGS, OR AS DIRECTED BY THE ENGINEER. CONDUCT THE WORK SO THAT ALL PERSONNEL AND/OR EQUIPMENT REMAIN WITHIN THE CLOSED TRAVEL LANE.
- H) DO NOT WORK SIMULTANEOUSLY WITHIN 15 FT ON BOTH SIDES OF AN OPEN TRAVELWAY WITHIN THE SAME LOCATION UNLESS PROTECTED WITH GUARDRAIL OR BARRIER.

I) DO NOT INSTALL MORE THAN ONE LANE CLOSURE IN ANY ONE DIRECTION ON ANY ROAD.

### PAVEMENT EDGE DROP OFF REQUIREMENTS

J) BACKFILL AT A 6:1 SLOPE UP TO THE EDGE AND ELEVATION OF EXISTING PAVEMENT IN AREAS ADJACENT TO AN OPENED TRAVEL LANE THAT HAS AN EDGE OF PAVEMENT DROP-OFF AS FOLLOWS:

BACKFILL DROP-OFFS THAT EXCEED 2 INCHES ON ROADWAYS WITH POSTED SPEED LIMITS OF 45 MPH OR GREATER.

BACKFILL DROP-OFFS THAT EXCEED 3 INCHES ON ROADWAYS WITH POSTED SPEED LIMITS LESS THAN 45 MPH.

BACKFILL WITH SUITABLE COMPACTED MATERIAL, AS APPROVED BY THE ENGINEER, AT NO EXPENSE TO THE DEPARTMENT.

K) DO NOT EXCEED A DIFFERENCE OF 2 INCHES IN ELEVATION BETWEEN OPEN LANES OF TRAFFIC FOR NOMINAL LIFTS OF 1.5 INCHES. INSTALL ADVANCE WARNING "UNEVEN LANES" SIGNS (W8-11) 500 FT IN ADVANCE AND A MINIMUM OF EVERY HALF MILE THROUGHOUT THE UNEVEN AREA.

### TRAFFIC PATTERN ALTERATIONS

L) NOTIFY THE ENGINEER TWENTY ONE (21) CALENDAR DAYS PRIOR TO ANY TRAFFIC PATTERN ALTERATION.

### SIGNING

M) INSTALL ADVANCE WORK ZONE WARNING SIGNS WHEN WORK IS WITHIN 40 FT FROM THE EDGE OF TRAVEL LANE AND NO MORE THAN THREE (3) DAYS PRIOR TO THE BEGINNING OF CONSTRUCTION.

N) PROVIDE SIGNING AND DEVICES REQUIRED TO CLOSE THE ROAD ACCORDING TO THE ROADWAY STANDARD DRAWINGS AND TRANSPORTATION MANAGEMENT PLANS.

PROVIDE SIGNING REQUIRED FOR THE OFF-SITE DETOUR ROUTE AS SHOWN IN THE TRANSPORTATION MANAGEMENT PLANS.




O) COVER OR REMOVE ALL SIGNS AND DEVICES REQUIRED TO CLOSE THE ROAD WHEN ROAD CLOSURE IS NOT IN OPERATION.

COVER OR REMOVE ALL SIGNS REQUIRED FOR THE OFF-SITE DETOUR WHEN THE DETOUR IS NOT IN OPERATION.

P) ENSURE ALL NECESSARY SIGNING IS IN PLACE PRIOR TO ALTERING ANY TRAFFIC PATTERN.

Q) INSTALL BLACK ON ORANGE "DIP" SIGNS (W8-2) AND/OR "BUMP" SIGNS (W8-1) 500 FT IN ADVANCE OF THE UNEVEN AREA, OR AS DIRECTED BY THE ENGINEER.

I2-SEP-2016 17:56 C:\transportation\Production\Trans\NCDOT\Division03\Greenfield Lake\Traffic\TrafficControl\TCP\Greenfield Lake TCP Notes.dgn

APPROVED:  DATE: 10/11/2016 		TRANSPORTATION OPERATIONS PLAN
---	---	--------------------------------------