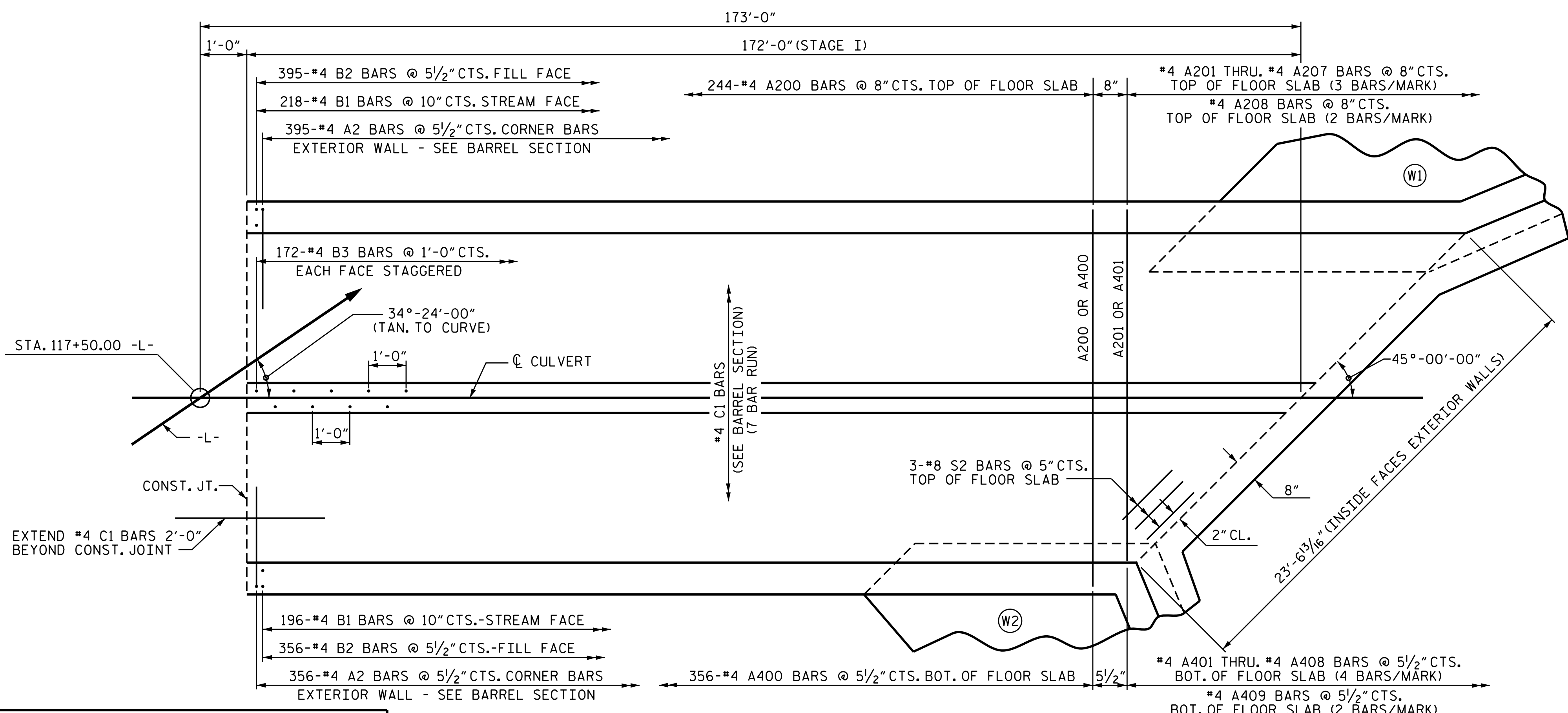


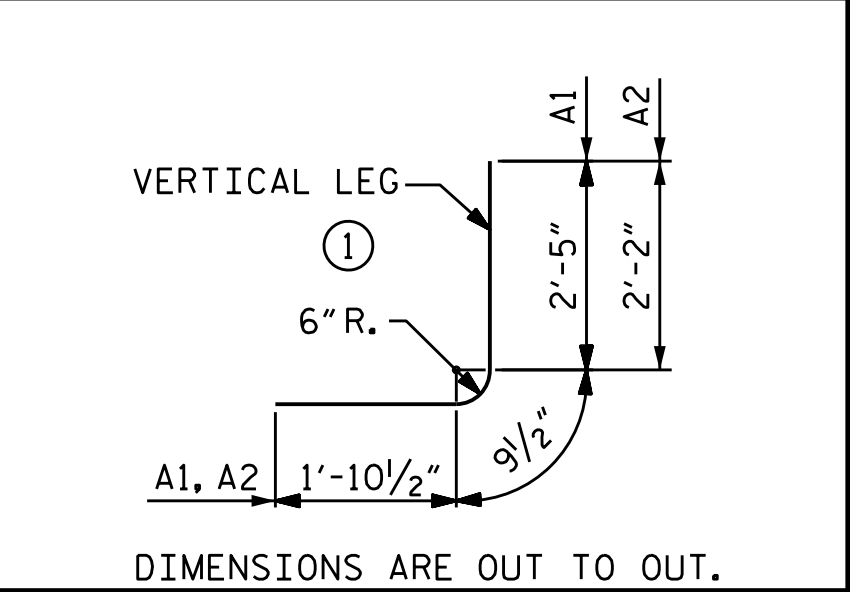
PLAN - ROOF SLAB (STAGE I)



PLAN - FLOOR SLAB (STAGE I)

BILL OF MATERIAL STAGE I											
BAR NO.	SIZE	TYPE	LENGTH	WEIGHT	BAR NO.	SIZE	TYPE	LENGTH	WEIGHT		
A1	751	#4	1	5'-1"	2550	A305	4	#4	STR.	8'-7"	23
A2	751	#4	1	4'-10"	2425	A306	4	#4	STR.	6'-9"	18
						A307	4	#4	STR.	4'-11"	13
A100	280	#4	STR.	17'-8"	3304	A308	4	#4	STR.	3'-1"	8
A101	3	#4	STR.	15'-11"	32	A309	2	#4	STR.	2'-2"	3
A102	3	#4	STR.	14'-2"	28						
A103	3	#4	STR.	12'-5"	25	A400	356	#4	STR.	17'-8"	4201
A104	3	#4	STR.	10'-8"	21	A401	4	#4	STR.	15'-10"	43
A105	3	#4	STR.	8'-11"	18	A402	4	#4	STR.	14'-1"	38
A106	3	#4	STR.	7'-3"	15	A403	4	#4	STR.	12'-3"	33
A107	3	#4	STR.	5'-6"	11	A404	4	#4	STR.	10'-5"	28
A108	3	#4	STR.	3'-9"	8	A405	4	#4	STR.	8'-7"	23
A109	3	#4	STR.	2'-0"	4	A406	4	#4	STR.	6'-9"	18
						A407	4	#4	STR.	4'-11"	13
A200	244	#4	STR.	17'-8"	2880	A408	4	#4	STR.	3'-1"	8
A201	3	#4	STR.	15'-8"	31	A409	2	#4	STR.	2'-2"	3
A202	3	#4	STR.	13'-8"	27						
A203	3	#4	STR.	11'-8"	23	B1	414	#4	STR.	11'-4"	3134
A204	3	#4	STR.	9'-8"	19	B2	751	#4	STR.	9'-4"	4682
A205	3	#4	STR.	7'-8"	15	B3	344	#4	STR.	11'-4"	2604
A206	3	#4	STR.	5'-8"	11						
A207	3	#4	STR.	3'-8"	7	C1	546	#4	STR.	27'-9"	10121
A208	2	#4	STR.	2'-4"	3						
						D1	21	#6	STR.	1'-7"	50
A300	356	#4	STR.	17'-8"	4201	D2	3	#6	STR.	3'-7"	16
A301	4	#4	STR.	15'-10"	43						
A302	4	#4	STR.	14'-1"	38	G1	4	#5	STR.	25'-1"	105
A303	4	#4	STR.	12'-3"	33						
A304	4	#4	STR.	10'-5"	28	S2	6	#8	STR.	25'-1"	402
									REINFORCING STEEL	LBS.	41,387


STAGE I		BAR TYPE	
CLASS A CONCRETE			
BARREL @	2.036	CY/FT	350.2
WINGS, ETC.			23.9
2 SILLS, 6 BAFFLES			3.0
TOTAL			377.1
REINFORCING STEEL			
BARREL			41,387
WINGS, ETC.			1,604
TOTAL			42,991



SPlice LENGTH		
BAR	SIZE	LENGTH
A200	#4	1'-5"
A400	#4	1'-9"
B1	#4	1'-5"
B3	#4	1'-5"
C1	#4	1'-11"

PROJECT NO. U-3440
 CABARRUS COUNTY
 STATION: 117+50.00 -L-

SHEET 5 OF 8



STATE OF NORTH CAROLINA
 DEPARTMENT OF TRANSPORTATION
 RALEIGH
 DOUBLE 8 FT. X 10 FT.
 CONCRETE BOX CULVERT
 STAGE I
 34°-24'-00" SKEW / 45° HEADWALL

DRAWN BY: KEITH D. LAYNE DATE: 5/06/16
 CHECKED BY: J.D. HAWK DATE: 5/20/16
 DESIGN ENGINEER OF RECORD: R. P. PATEL DATE: 6/3/16

DOCUMENT NOT CONSIDERED
 FINAL UNLESS ALL
 SIGNATURES COMPLETED

REVISIONS						SHEET NO.	
NO.	BY:	DATE:	NO.	BY:	DATE:	C2-5	
1			3			TOTAL SHEETS	
2			4			8	