

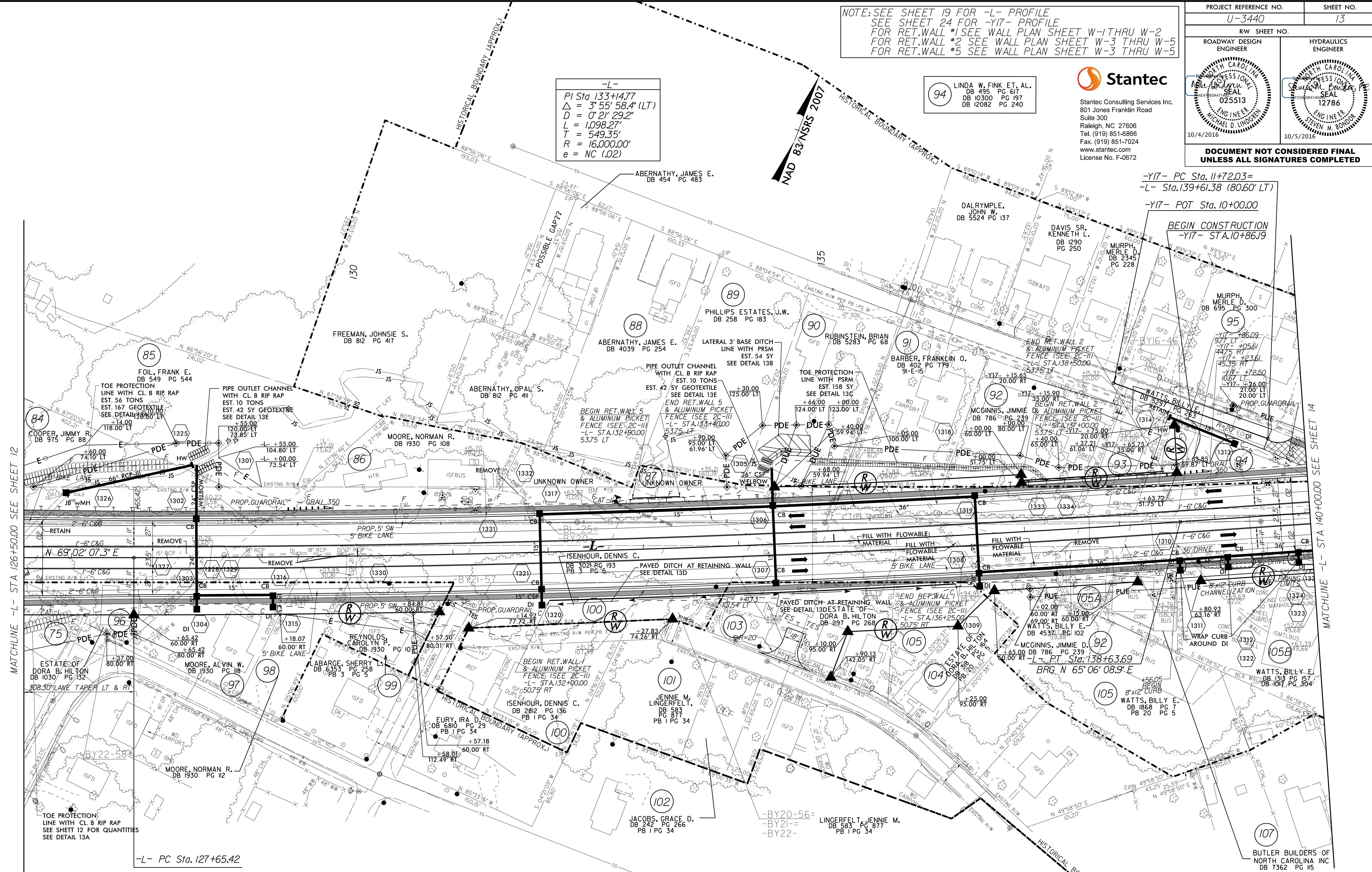
8/17/19

NOTE: SEE SHEET 19 FOR -L- PROFILE
SEE SHEET 24 FOR -Y17- PROFILE
FOR RET.WALL #1 SEE WALL PLAN SHEET W-1 THRU W-2
FOR RET.WALL #2 SEE WALL PLAN SHEET W-3 THRU W-5
FOR RET.WALL #5 SEE WALL PLAN SHEET W-3 THRU W-5

PROJECT REFERENCE NO. U-3440	SHEET NO. 13
RW SHEET NO.	HYDRAULICS ENGINEER
ROADWAY DESIGN ENGINEER	ENGINEER SEAL 12786
Stantec Stantec Consulting Services Inc. 801 Jones Franklin Road Suite 300 Raleigh, NC 27606 Tel. (919) 851-6866 Fax. (919) 851-7024 www.stantec.com License No. F-0672	ENGINEER SEAL 025513 10/4/2016
<p>CONTRACT NOT CONSIDERED FINAL UNLESS ALL SIGNATURES COMPLETED</p>	

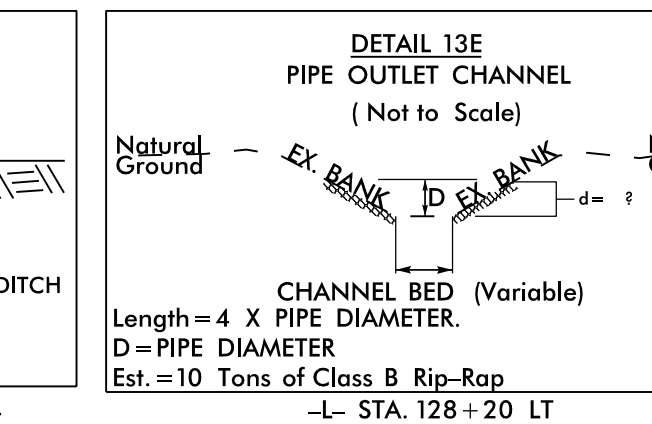
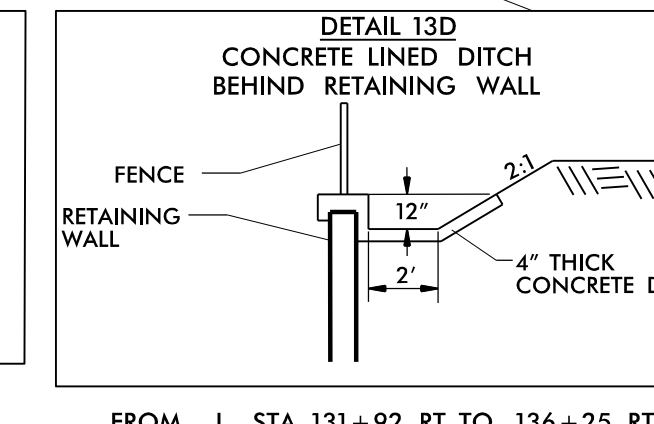
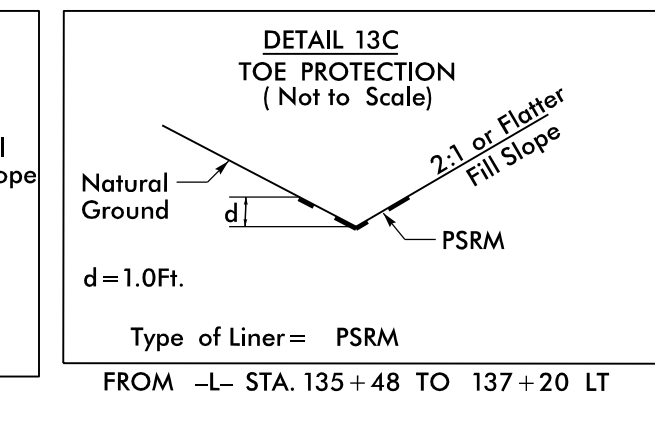
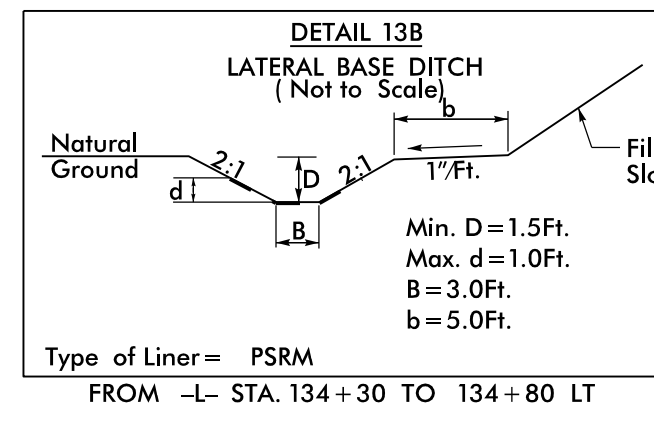
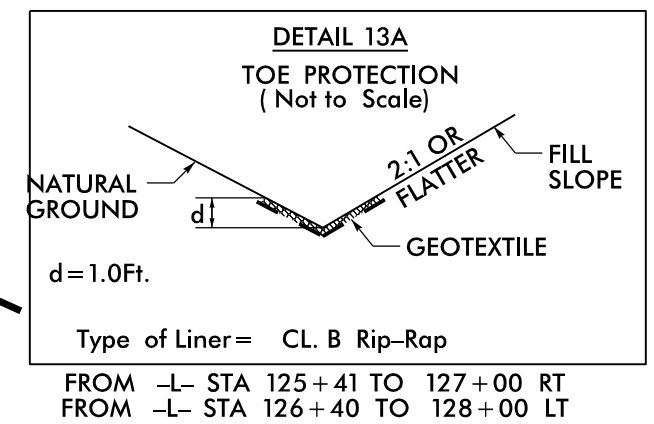
-L-
PI Sta 133+14.77
 $\Delta = 3' 55" 58.4" (LT)$
 $D = 0' 21" 29.2"$
 $L = 1,098.27'$
 $T = 549.35'$
 $R = 16,000.00'$
 $e = NC (0.2)$

94 LINDA W. FINK ET. AL.
DB 495 PG 617
DB 10300 PG 197
DB 12082 PG 240



MATCHLINE -L- STA 126+50.00 SEE SHEET 12

MATCHLINE -L- STA 140+00.00 SEE SHEET 14



REVISIONS

10/4/2016
U:\Roadway\Proj\U-3440_r\dwg\psh13.dgn