

**NOTES:**

REPAIR LOCATIONS AND ESTIMATE OF QUANTITIES ARE GIVEN WITH THE BEST INFORMATION AVAILABLE. IF ADDITIONAL REPAIRS NOT SHOWN ON THE DRAWINGS ARE DEEMED NECESSARY BY THE INSPECTOR OR ENGINEER THE CONTRACTOR SHALL NOTE ON THE DRAWINGS THE APPROXIMATE LOCATION AND DESCRIPTION OF THE REPAIRS AND ADJUST THE ACTUAL QUANTITIES ENTERED INTO THE REPAIR QUANTITY TABLE.

FOR CAP REPAIR DETAILS, SEE "TYPICAL CAP REPAIR DETAILS" SHEET.

FOR "SHOTCRETE REPAIRS", SEE SPECIAL PROVISIONS.

FOR "EPOXY RESIN INJECTION", SEE SPECIAL PROVISIONS.

**REPAIR QUANTITY TABLE**

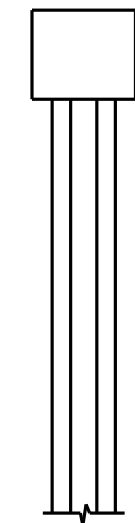
| REPAIRS BENT 230         | QUANTITIES |           |         |           |
|--------------------------|------------|-----------|---------|-----------|
|                          | ESTIMATE   |           | ACTUAL  |           |
| SHOTCRETE REPAIRS        | AREA SF    | VOLUME CF | AREA SF | VOLUME CF |
| CAP (VERTICAL FACE)      | 0.0        | 0.0       |         |           |
| CAP (HORIZONTAL, CORNER) | 0.0        | 0.0       |         |           |
| EPOXY RESIN INJECTION    |            | LN. FT.   |         | LN. FT.   |
| CAP                      |            | 0.0       |         |           |

VALUES IN CHART REPRESENT ESTIMATED REPAIR TOTALS AFTER REMOVAL OF UNSOUND CONCRETE, MIN. OF 1" BEHIND REBAR AND MIN. 2" CL TO SAWCUT. SEE REPAIR DETAILS.

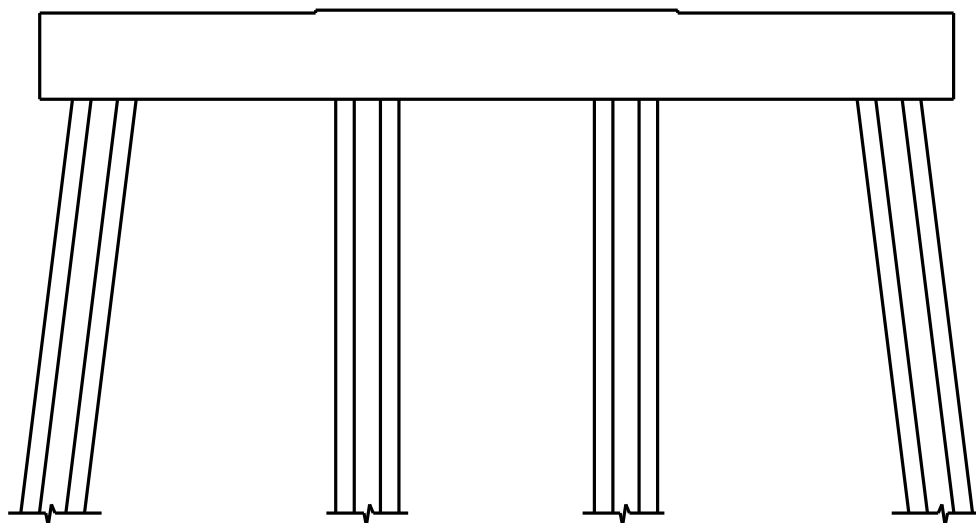


SPAN 231  
SPAN 230

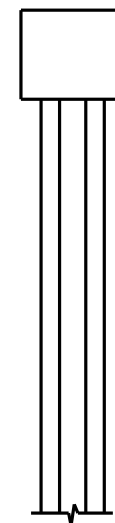
PLAN  
TOP OF CAP



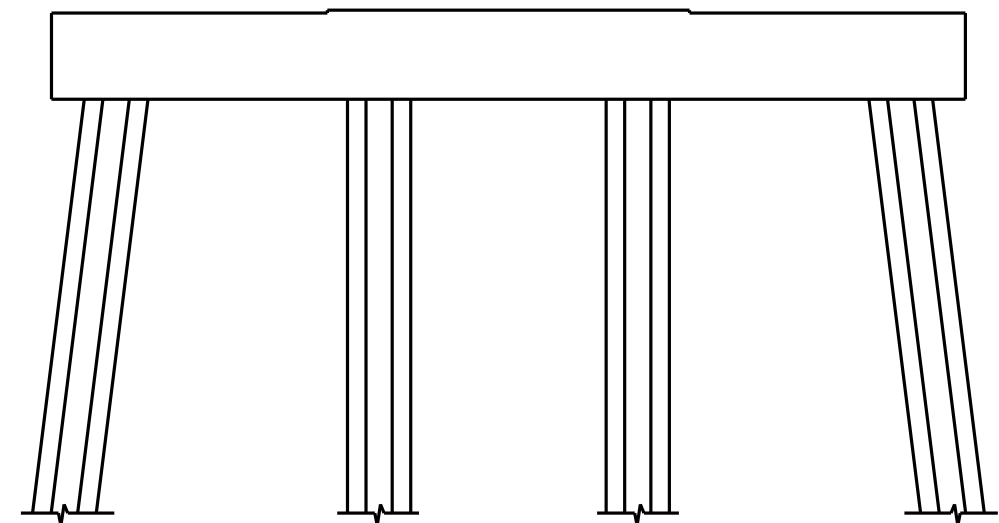
END VIEW  
NORTH SIDE




ELEVATION  
WEST SIDE



END VIEW  
SOUTH SIDE



ELEVATION  
EAST SIDE



SPAN 230  
SPAN 231

PLAN  
BOTTOM OF CAP

NO REPAIRS NOTED DURING INSPECTION BY STRUCTURES MANAGEMENT UNIT. THE CONTRACTOR AND ENGINEER SHALL INSPECT THE BENT PRIOR TO BEGINNING WORK.

▨ - SHOTCRETE REPAIR  
ERI - EPOXY RESIN INJECTION

DocuSigned by:  
*Paul Bryant*  
3653D2AF1B77448...



PROJECT NO. B-5936  
TYRRELL COUNTY  
BRIDGE NO. 7

STATE OF NORTH CAROLINA  
DEPARTMENT OF TRANSPORTATION  
RALEIGH

**BENT 230**

| REVISIONS |     |       |     |     |       | SHEET NO.    |  |
|-----------|-----|-------|-----|-----|-------|--------------|--|
| NO.       | BY: | DATE: | NO. | BY: | DATE: | TOTAL SHEETS |  |
| 1         |     |       | 3   |     |       | S-271        |  |
| 2         |     |       | 4   |     |       | 394          |  |

DRAWN BY : P. D. BRYANT DATE : 4-2016  
CHECKED BY : W. M. CLARKE DATE : 4-2016

8/10/2016

DOCUMENT NOT CONSIDERED  
FINAL UNLESS ALL  
SIGNATURES COMPLETED