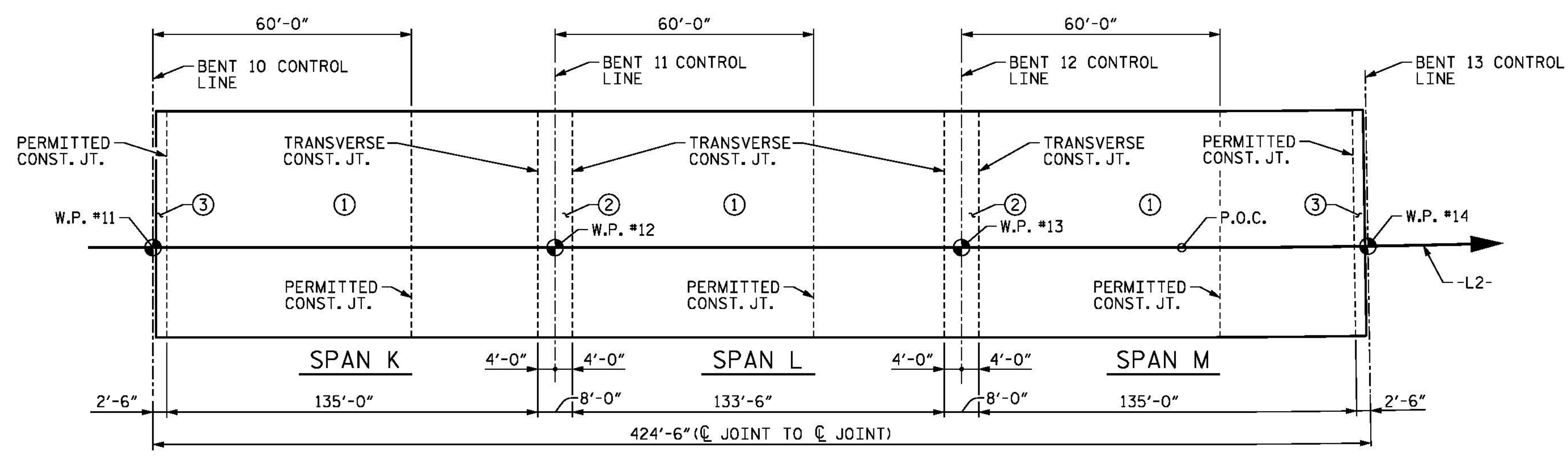


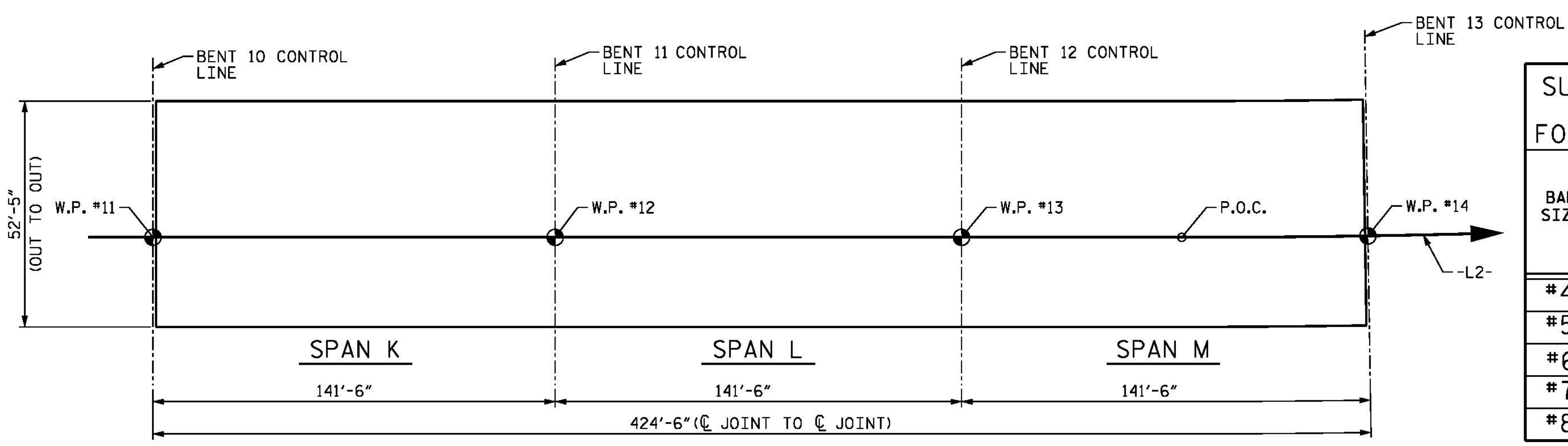
POURING SEQUENCE - UNIT 4

INDICATES THE NUMBER AND DIRECTION OF POUR
DO NOT START POURS UNTIL ADJACENT POURS REACH A MINIMUM OF 3,000 PSI.

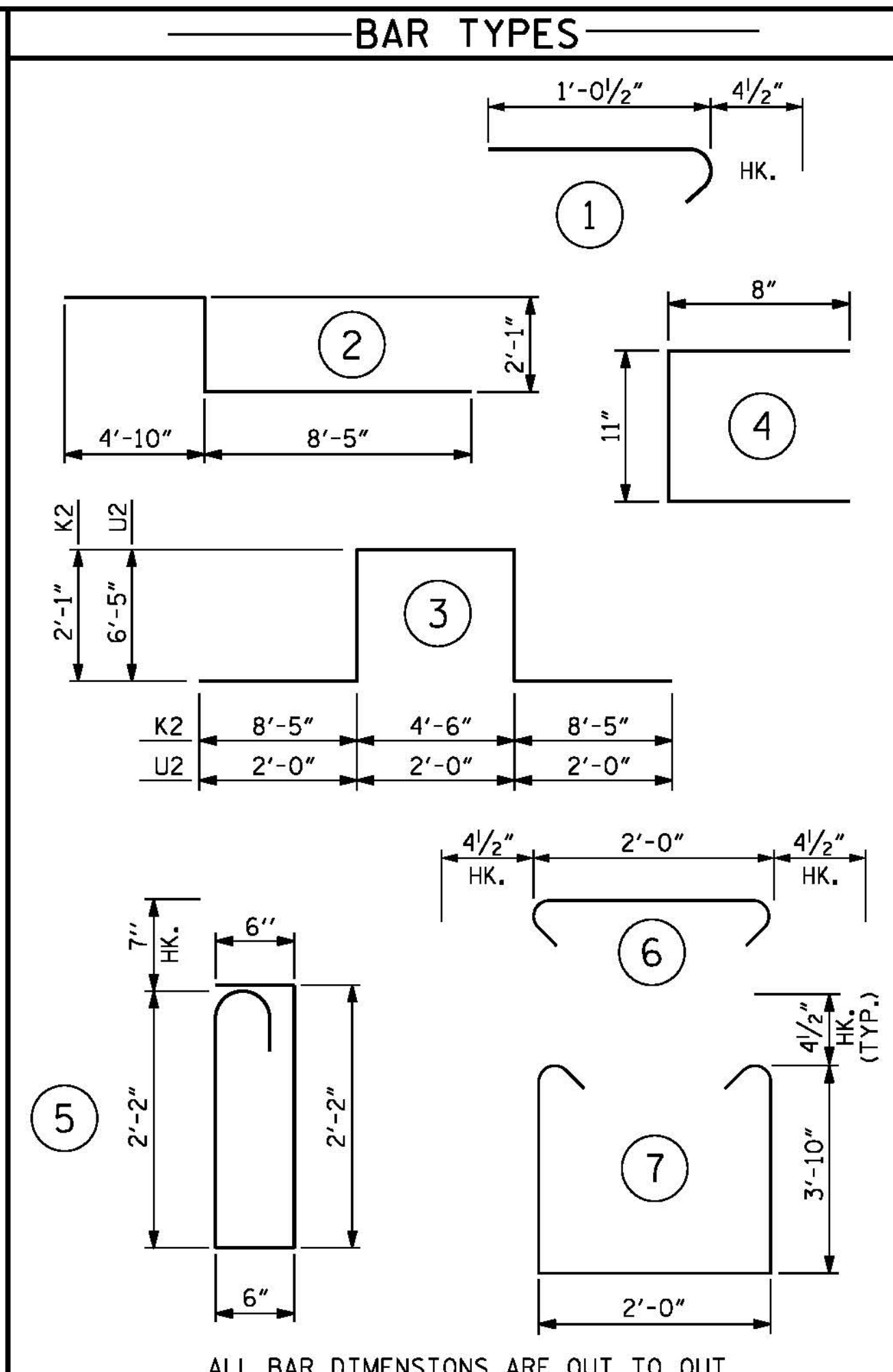


OPTIONAL POURING SEQUENCE - UNIT 4

POUR ② CANNOT BE STARTED UNTIL BOTH ADJACENT POUR ①'S REACH A MINIMUM OF 3,000 PSI.



LAYOUT FOR COMPUTING AREA
REINFORCED CONCRETE DECK SLAB
(SQ. FT. = 22,251 SF)



ALL BAR DIMENSIONS ARE OUT TO OUT

SUPERSTRUCTURE BILL OF MATERIAL

	CLASS AA CONCRETE (CU. YDS.)	EPOXY COATED REINFORCING STEEL (LBS.)
POUR 1	185.1	-
POUR 2	222.7	-
POUR 3	229.0	-
POUR 4	12.5	-
TOTALS**	649.3	133,182

BILL OF MATERIAL					
BAR	NO.	SIZE	TYPE	LENGTH	WEIGHT
*A1	784	#5	STR	52'-0"	42521
*A2	784	#5	STR	4'-4"	3543
*A3	784	#6	STR	16'-7"	19528
*B1	284	#4	STR	25'-6"	4838
*B2	142	#7	STR	40'-3"	11682
*B3	142	#7	STR	60'-0"	17415
*B4	136	#7	STR	45'-0"	12509
*B5	142	#4	STR	26'-3"	2490
*B6	284	#4	STR	25'-9"	4885
*B7	160	#5	STR	55'-3"	9220
*C1	2	#5	STR	52'-0"	108
*J1	98	#4	1	1'-5"	93
*K1	8	#8	2	15'-4"	328
*K2	12	#8	3	25'-6"	817
*K3	1	#6	STR	52'-0"	78
*K4	32	#4	STR	6'-6"	139
*K5	16	#4	STR	7'-8"	82
*K6	64	#4	STR	10'-3"	438
*K7	28	#4	STR	23'-11"	447
*K8	8	#6	STR	6'-10"	82
*S1	56	#4	4	2'-3"	84
*S2	56	#5	5	5'-11"	346
*S3	416	#4	6	2'-9"	764
*U1	32	#4	7	10'-5"	223
*U2	48	#4	3	18'-10"	604

**QUANTITIES FOR BARRIER RAIL AND PARAPET ARE NOT INCLUDED.


SUPERSTRUCTURE REINFORCING STEEL LENGTHS ARE BASED ON THE FOLLOWING MINIMUM SPLICE LENGTHS

BAR SIZE	SUPERSTRUCTURE EXCEPT APPROACH SLABS, PARAPET, AND BARRIER RAIL		APPROACH SLABS		PARAPET AND BARRIER RAIL
	EPOXY COATED	UNCOATED	EPOXY COATED	UNCOATED	
#4	2'-0"	1'-9"	2'-0"	1'-9"	2'-9"
#5	2'-6"	2'-2"	2'-6"	2'-2"	3'-5"
#6	3'-0"	2'-7"	3'-10"	2'-7"	4'-4"
#7	5'-3"	3'-6"			
#8	6'-10"	4'-7"			

GROOVING BRIDGE FLOORS

BRIDGE DECK	18218 SQ.FT.
TOTAL	18,218 SQ.FT.

PARSONS BRINCKERHOFF
434 FAYETTEVILLE STREET
SUITE 1500
RALEIGH, NC 27601
LICENSE NO. F-0165



DocuSigned by:
Jason R. Doughty
00F1C8648274F7...

PROJECT NO. B-4929
PENDER COUNTY
STATION: 38+13.81 -L2-
SHEET 4 OF 9

STATE OF NORTH CAROLINA
DEPARTMENT OF TRANSPORTATION
RALEIGH
STANDARD
SUPERSTRUCTURE
BILL OF MATERIAL
UNIT 4

REVISIONS						SHEET NO.
NO.	BY:	DATE:	NO.	BY:	DATE:	TOTAL SHEETS
1			3			278
2			4			278

STD. NO. BOM2

5/11/2016 400_279_B4929_SMU_BOM_04.dgn

DESIGNED BY: J. SMITH DATE: FEB 2016
DRAWN BY: M. HOBBS DATE: MAR 2016
CHECKED BY: E. DAVIS DATE: MAR 2016
DESIGN ENGINEER OF RECORD: J. DOUGHTY DATE: MAY 2016

DRAWN BY: JMB 5/87 REV. 8/16/99 RWW/LES
CHECKED BY: SJD 9/87 REV. 5/1/06 TLA/GM
REV. 10/1/11 MAA/GM