

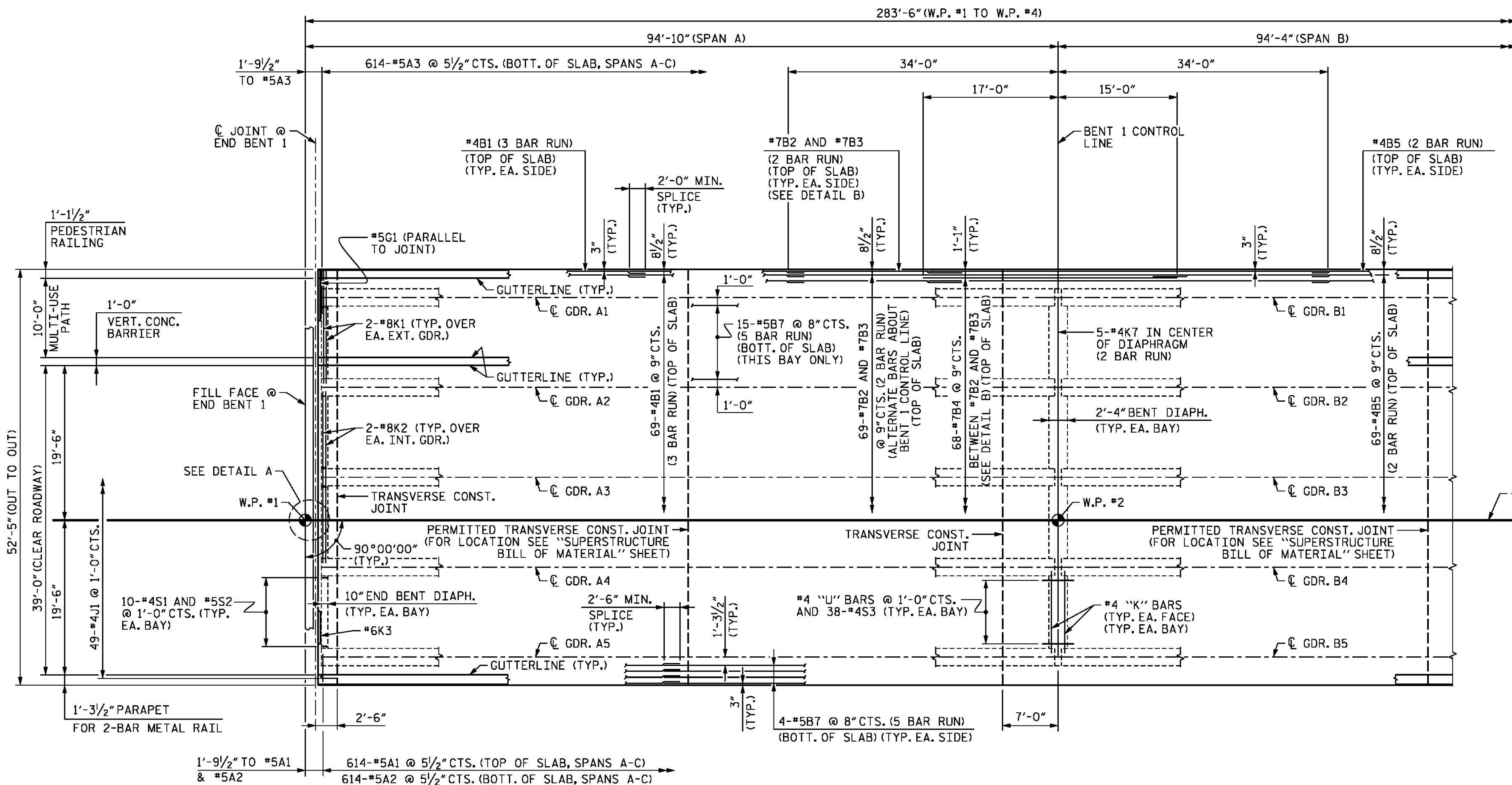
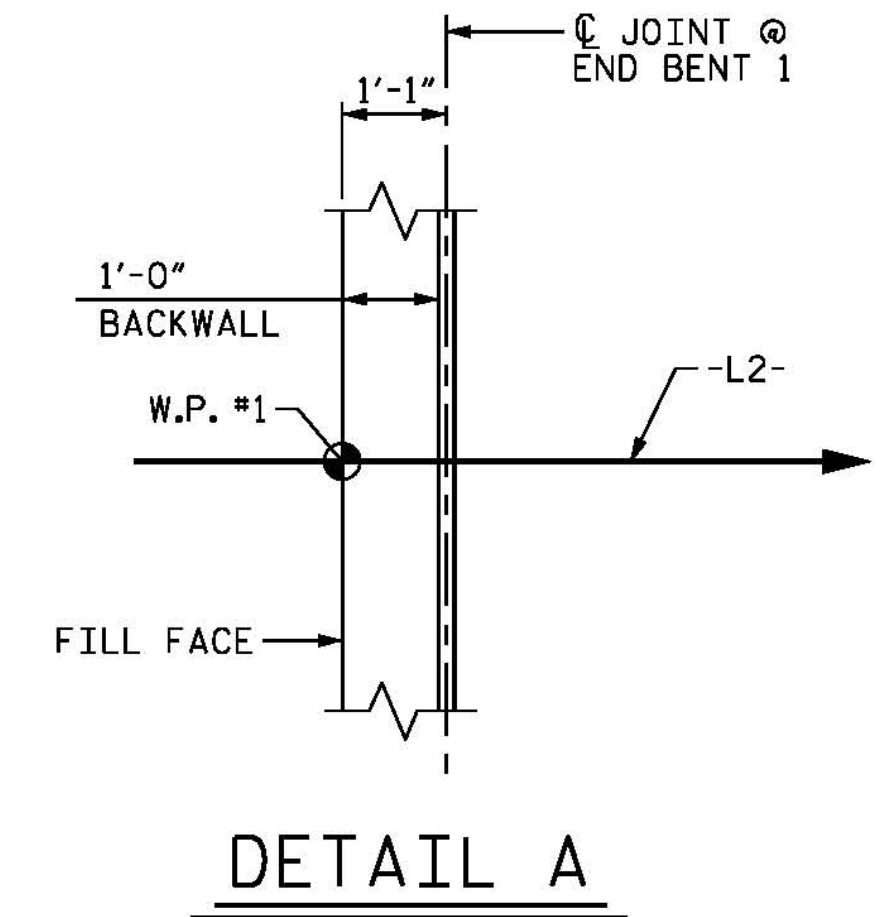
NOTES

FOR LAP LENGTHS NOT SHOWN, REFER TO TABLE ON "SUPERSTRUCTURE BILL OF MATERIAL UNIT 1" SHEET.

STEEL INTERMEDIATE DIAPHRAGMS NOT SHOWN FOR CLARITY. FOR LOCATIONS, SEE "FRAMING PLAN SPAN A" AND "FRAMING PLAN SPANS B AND C" SHEETS.

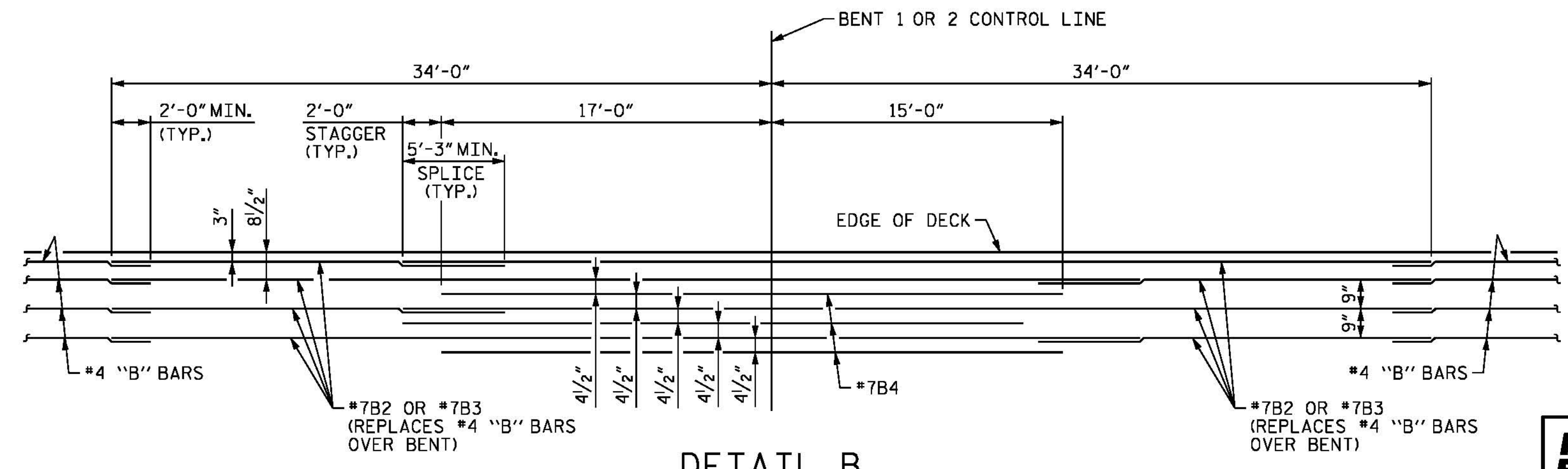
FOR POURING SEQUENCE AND TRANSVERSE CONSTRUCTION JOINT, SEE "SUPERSTRUCTURE BILL OF MATERIAL UNIT 1" SHEET.

*4S1 AND *5S2 BARS MAY BE SHIFTED SLIGHTLY, AS NECESSARY, TO CLEAR STUD ANCHORS.



SPAN A **SPAN B**

PART PLAN OF SPANS - UNIT 1



DETAIL B

(TOP OF SLAB BARS)

PROJECT NO. B-4929

PENDER COUNTY

STATION: 38+13.81 -L2-

SHEET 1 OF 2


STATE OF NORTH CAROLINA
DEPARTMENT OF TRANSPORTATION
RALEIGH

SUPERSTRUCTURE

PLAN OF SPANS

UNIT 1

SPANS A, B AND C



PARSONS BRINCKERHOFF

434 FAYETTEVILLE STREET
SUITE 1500
RALEIGH, NC 27601
LICENSE NO. F-0165

REVISIONS						SHEET NO.
NO.	BY:	DATE:	NO.	BY:	DATE:	S-46
1			3			TOTAL SHEETS
2			4			278

DESIGNED BY: J. BORUTA DATE: NOV 2015

DRAWN BY: M. HOBBS DATE: NOV 2015

CHECKED BY: E. DAVIS DATE: FEB 2016

DESIGN ENGINEER OF RECORD: J. DOUGHTY DATE: MAY 2016

DOCUMENT NOT CONSIDERED FINAL
UNLESS ALL SIGNATURES COMPLETED

5/9/2016 4:00_089_B4929_SMU_PS11.dgn