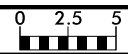


8/23/99



PROJ. REFERENCE NO.  
B-4929

SHEET NO.  
X-11

75 70 65 60 55 50 45 40 35 30 25 20 15 10 5 0 5 10 15 20 25 30 35 40 45 50 55 60 65 70 75

85 85

80 80

75 75

70 70

85 85

80 80

75 75

80 80

80 80

75 75

70 70

80 80

75 75

70 70

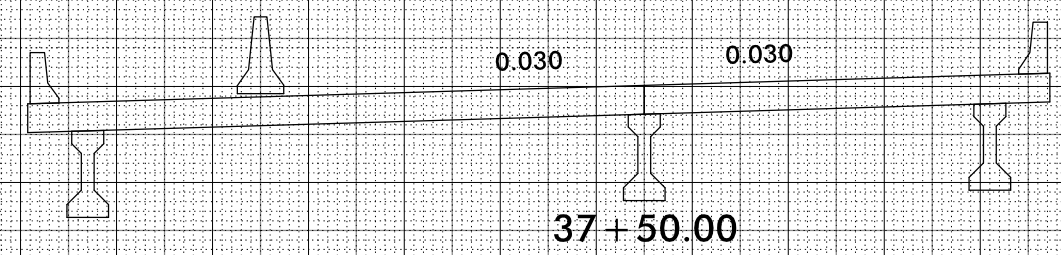
80 80

75 75

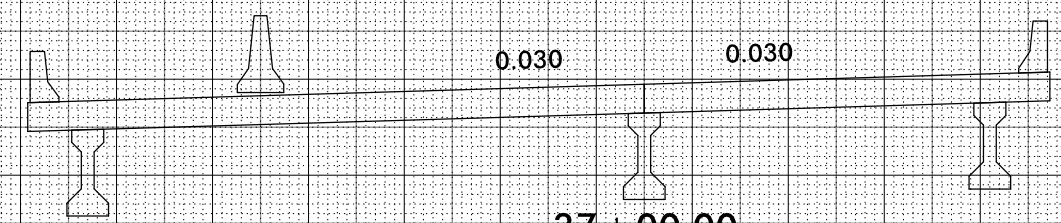
70 70

65 65

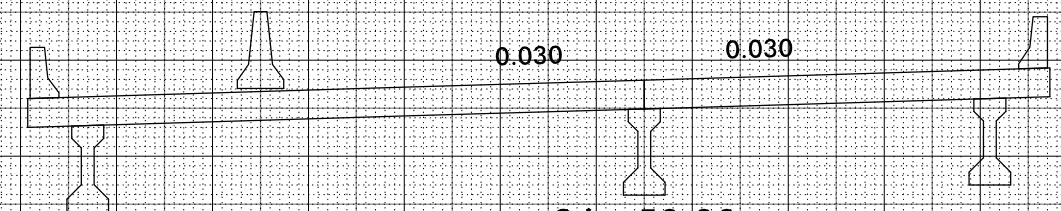
75 70 65 60 55 50 45 40 35 30 25 20 15 10 5 0 5 10 15 20 25 30 35 40 45 50 55 60 65 70 75



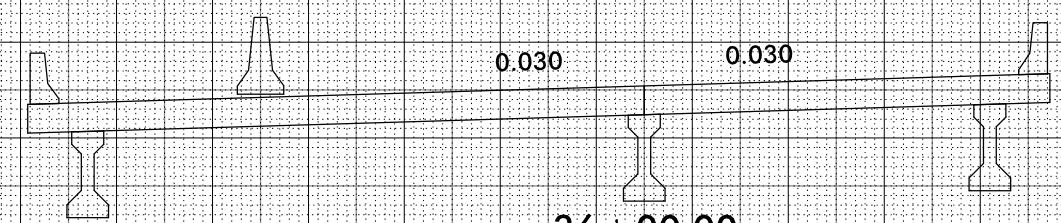
37 + 50.00



37 + 00.00

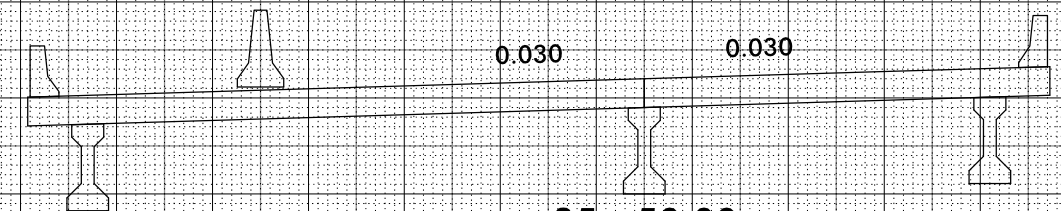


36 + 50.00



36 + 00.00

\*MHW ELEV. = 1.45'



35 + 50.00

-L2-

4/1/2016  
R:\Roadway\XSC\B4929\_Rdwy\_xp1\_L2.dgn  
8:39:53 AM