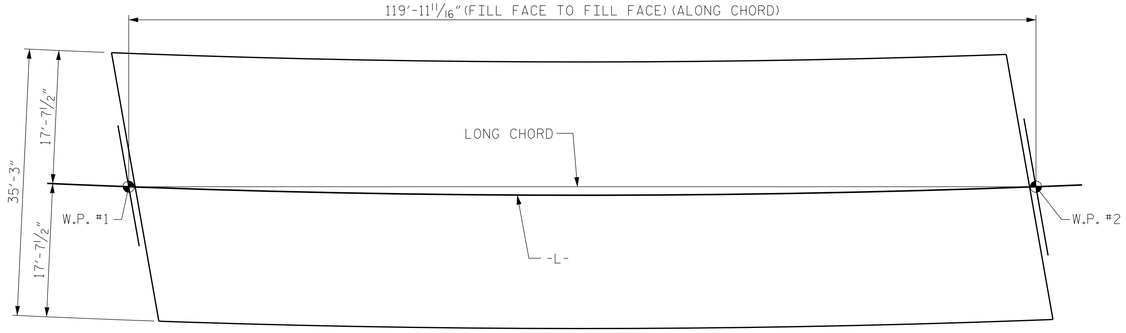

LAYOUT FOR COMPUTING AREA
REINFORCED CONCRETE DECK SLAB
(SQ. FT. = 4229)

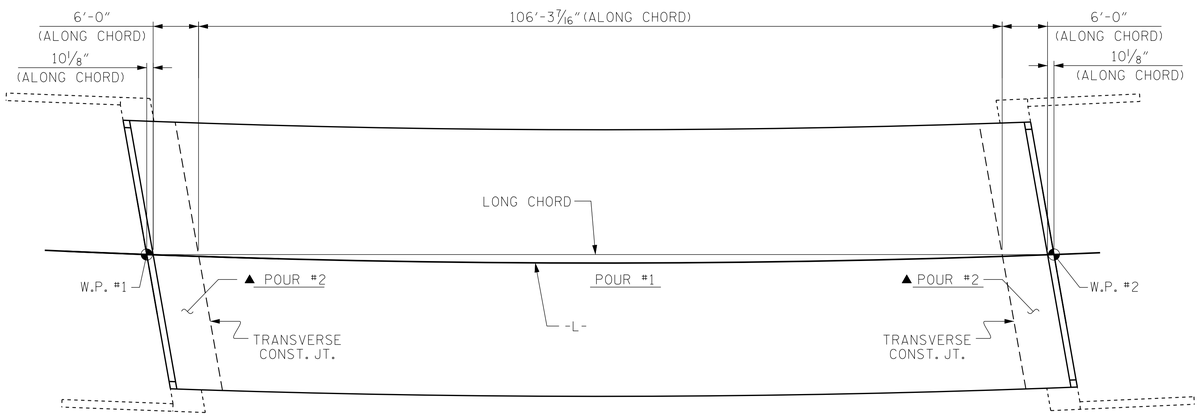

POURING SEQUENCE

▲ POUR #2 INCLUDES THE UPPER PART OF THE INTEGRAL END BENTS AND END SECTIONS OF THE BRIDGE DECK.

BAR TYPES

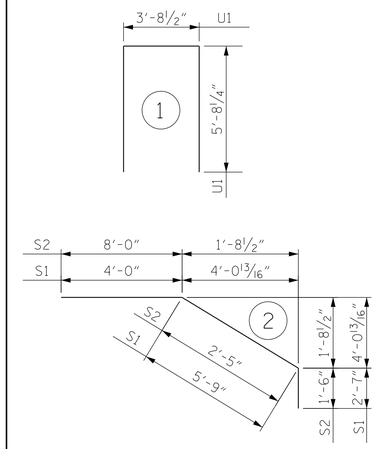

ALL BAR DIMENSIONS ARE OUT TO OUT

REINFORCING BAR SCHEDULE

BAR	NO.	SIZE	TYPE	LENGTH	WEIGHT	BAR	NO.	SIZE	TYPE	LENGTH	WEIGHT
✳ A1	179	#5	STR	34'-11"	6519	A210	1	#5	STR	32'-10"	34
A2	179	#5	STR	34'-11"	6519	A211	1	#5	STR	29'-3"	31
						A212	1	#5	STR	25'-9"	27
✳ A101	1	#5	STR	32'-10"	34	A213	1	#5	STR	22'-2"	23
✳ A102	1	#5	STR	29'-4"	31	A214	1	#5	STR	18'-7"	19
✳ A103	1	#5	STR	25'-10"	27	A215	1	#5	STR	15'-0"	16
✳ A104	1	#5	STR	22'-4"	23	A216	1	#5	STR	11'-5"	12
✳ A105	1	#5	STR	18'-9"	20	A217	1	#5	STR	7'-11"	8
✳ A106	1	#5	STR	15'-3"	16	A218	1	#5	STR	4'-4"	5
✳ A107	1	#5	STR	11'-9"	12						
✳ A108	1	#5	STR	8'-3"	9	✳ B1	87	#4	STR	24'-0"	1395
✳ A109	1	#5	STR	4'-8"	5	B2	117	#5	STR	41'-4"	5044
✳ A110	1	#5	STR	32'-10"	34	✳ B3	58	#6	STR	27'-10"	2425
✳ A111	1	#5	STR	29'-3"	31	✳ B4	52	#6	STR	31'-1"	2428
✳ A112	1	#5	STR	25'-9"	27						
✳ A113	1	#5	STR	22'-2"	23	K1	28	#4	STR	18'-9"	351
✳ A114	1	#5	STR	18'-7"	19	K2	6	#4	STR	7'-1"	28
✳ A115	1	#5	STR	15'-0"	16	K3	30	#4	STR	8'-8"	174
✳ A116	1	#5	STR	11'-5"	12	K4	6	#4	STR	5'-8"	23
✳ A117	1	#5	STR	7'-11"	8	K5	2	#4	STR	2'-5"	3
✳ A118	1	#5	STR	4'-4"	5	K6	10	#4	STR	3'-3"	22
						K7	2	#4	STR	2'-5"	3
A201	1	#5	STR	32'-10"	34	K8	2	#4	STR	1'-6"	2
A202	1	#5	STR	29'-4"	31	K9	10	#4	STR	2'-4"	16
A203	1	#5	STR	25'-10"	27	K10	2	#4	STR	0'-10"	1
A204	1	#5	STR	22'-4"	23						
A205	1	#5	STR	18'-9"	20	✳ S1	38	#4	2	12'-4"	313
A206	1	#5	STR	15'-3"	16	✳ S2	40	#4	2	11'-11"	318
A207	1	#5	STR	11'-9"	12						
A208	1	#5	STR	8'-3"	9	U1	42	#4	1	15'-1"	423
A209	1	#5	STR	4'-8"	5						

REINFORCING STEEL = 12,961 LBS
✳ EPOXY COATED REINF. STEEL = 13,750 LBS

SUPERSTRUCTURE REINFORCING STEEL LENGTHS ARE BASED ON THE FOLLOWING MINIMUM SPLICE LENGTHS

BAR SIZE	SUPERSTRUCTURE EXCEPT APPROACH SLABS, PARAPET, AND BARRIER RAIL		APPROACH SLABS		PARAPET AND BARRIER RAIL
	EPOXY COATED	UNCOATED	EPOXY COATED	UNCOATED	
#4	2'-0"	1'-9"	2'-0"	1'-9"	2'-9"
#5	2'-6"	2'-2"	2'-6"	2'-2"	3'-5"
#6	3'-0"	2'-7"	3'-10"	2'-7"	4'-4"
#7	5'-3"	3'-6"			
#8	6'-10"	4'-7"			

GROOVING BRIDGE FLOORS

BRIDGE DECK	3421	SQ.FT.
APPROACH SLAB	821	SQ.FT.
TOTAL	4242	SQ.FT.

SUPERSTRUCTURE BILL OF MATERIAL

	CLASS AA CONCRETE	REINFORCING STEEL	✳ EPOXY COATED REINFORCING STEEL
	(CU. YDS.)	(LBS.)	(LBS.)
POUR #1	119.7	-------	-------
POUR #2	87.9	-------	-------
TOTALS✳✳	207.6	12,961	13,750

✳✳ QUANTITIES FOR BARRIER RAIL ARE NOT INCLUDED

PROJECT NO. R-4060
ALLEGHANY COUNTY
STATION: 36+45.00 -L-

NORTH CAROLINA PROFESSIONAL SEAL 17230 ENGINEER WAEL S. ARAFAT

DocuSigned by: Wael Arafat
5/31/2016

STATE OF NORTH CAROLINA
DEPARTMENT OF TRANSPORTATION
RALEIGH

SUPERSTRUCTURE BILL OF MATERIAL

DRAWN BY : H. T. BARBOUR DATE : 12-5-14
CHECKED BY : V. X. NGUYEN DATE : 11-15
DESIGN ENGINEER OF RECORD: S. T. CHAMPION DATE : 12-29-15

DOCUMENT NOT CONSIDERED FINAL UNLESS ALL SIGNATURES COMPLETED

REVISIONS						SHEET NO.
NO.	BY:	DATE:	NO.	BY:	DATE:	S-17
1			3			TOTAL SHEETS
2			4			26

27-MAY-2016 10:16
$$$$$$$$$$$$$$$$$$$$$$$$DGN$$$$$$$$$$$$$$$$$$$$$$$$
warafat AT SD-290338