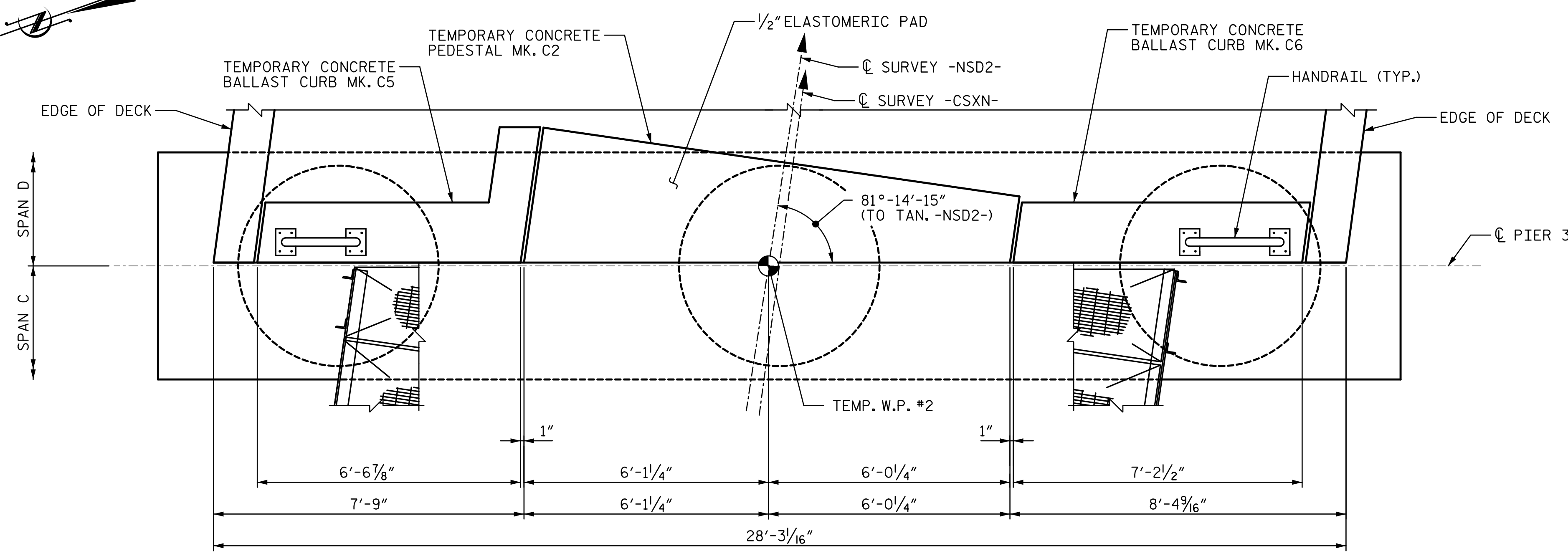



**PLAN VIEW - TEMPORARY CONCRETE PEDESTAL AND BALLAST RETAINER AT PIER 2**



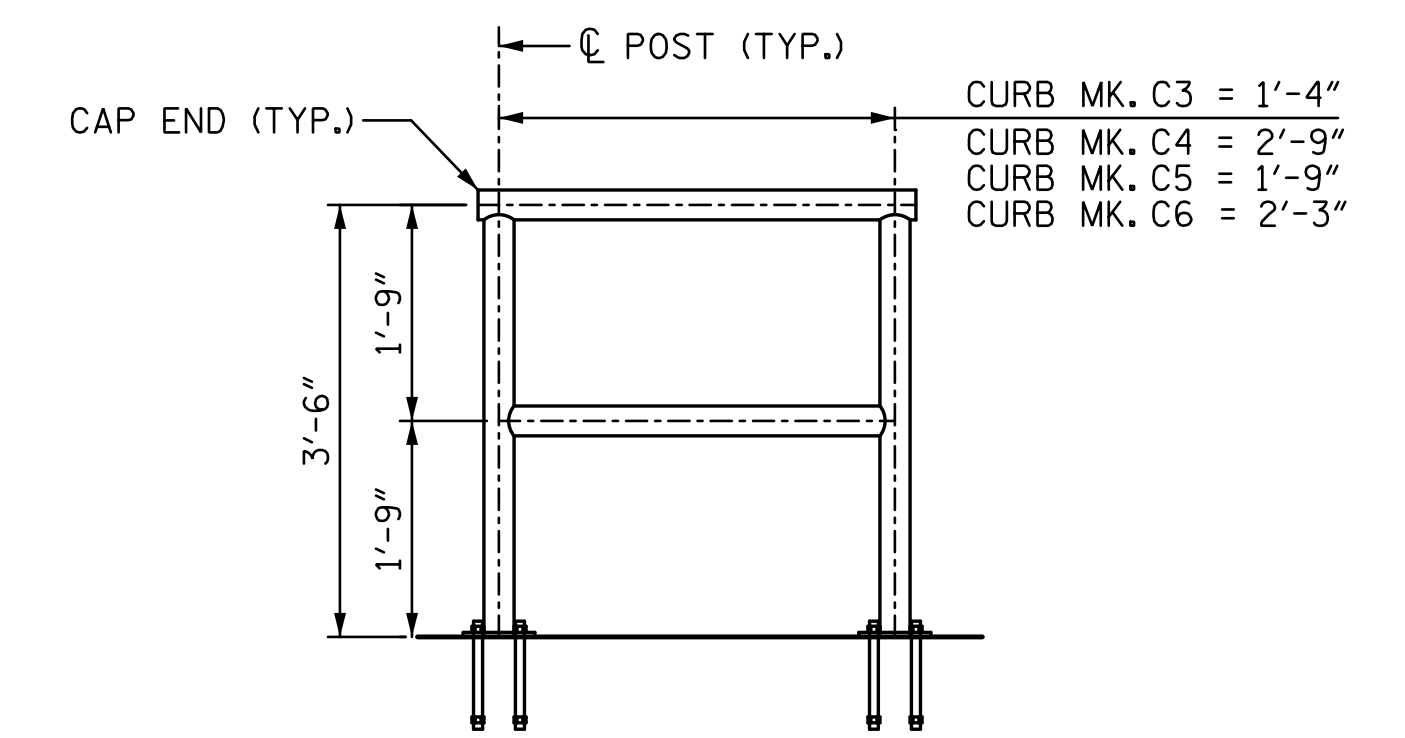
**PLAN VIEW - TEMPORARY CONCRETE PEDESTAL AND BALLAST RETAINER AT PIER 3**

**NOTES:**

1. FOR ADDITIONAL HANDRAIL DETAILS, SEE SHEET TITLED "HANDRAIL DETAILS".
2. FOR LOCATION OF HANDRAIL, SEE SHEETS TITLED "TEMPORARY CONCRETE PEDESTAL AND BALLAST RETAINER".
3. 1/2" ELASTOMERIC PAD SHALL BE SIZED TO THE FULL PLAN DIMENSIONS OF THE TEMPORARY CONCRETE PEDESTAL (MK. C1 AND C2).

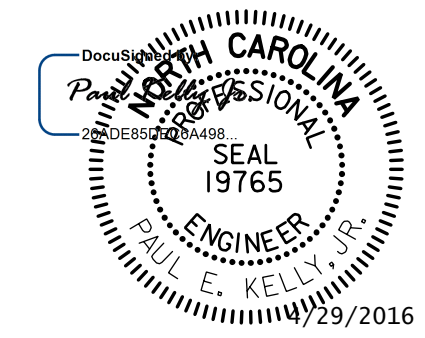
**CIP CONCRETE PEDESTAL & BALLAST CURB INSTALLATION SEQUENCE**

1. PLACE FELT FABRIC ON EXISTING PIER CAP.
2. INSTALL MECHANICAL ANCHORS AND ANCHOR BLOCKOUT, SEE ANCHOR BOLT DETAIL ON SHEET TITLED "TEMPORARY CONCRETE PEDESTAL AND BALLAST RETAINER (4 OF 4)" FOR ANCHOR INFORMATION.
3. FORM CIP CONCRETE PEDESTAL, BALLAST CURB, BLOCKOUTS, ETC.
4. PLACE CONCRETE AND FINISH TO SPECIFIED ELEVATIONS AND INSTALL ANCHOR BOLTS.
5. REMOVE FORMS.
6. INSTALL HANDRAILS ON TEMPORARY CONCRETE BALLAST CURBS.
7. PLACE 1/2" ELASTOMERIC PAD ON TEMPORARY CONCRETE PEDESTAL.
8. INSTALL TEMPORARY SPAN AND TRACK.
9. AFTER COMPLETION OF NSRR BRIDGE, REMOVE TEMPORARY SPAN AND TRACK.
10. REMOVE ANCHOR BOLTS, CIP COMPONENTS AND FELT FABRIC.



**TEMPORARY BALLAST CURB HANDRAIL DETAIL**

PROJECT NO. U-3308  
 DURHAM COUNTY  
 STATION: 24+55.20 -LALT-  
13+22.18 -CSXN-  
 SHEET 7 OF 16



STATE OF NORTH CAROLINA  
 DEPARTMENT OF TRANSPORTATION  
 RALEIGH  
**TEMPORARY CONCRETE PEDESTAL AND BALLAST RETAINER (1 OF 4)**

REVISIONS				SHEET NO.	
NO.	BY:	DATE:	NO.	BY:	DATE:
1			3		
2			4		

TOTAL SHEETS	68
SHEET NO.	S4-59

STV / Ralph Whitehead Associates, Inc.  
 900 W Trade Street, Suite 715  
 Charlotte, NC 28202  
 NC License No. F-0991

DOCUMENT NOT CONSIDERED FINAL  
 UNLESS ALL SIGNATURES COMPLETED

4/29/2016 12:32:48 PM I:\PROJ\251325\ustation\structure\Temporary Span\404\_058\_U3308\_SMU\_TS07.dgn

DRAWN BY : MTC DATE : 06-14  
 CHECKED BY : DJM DATE : 06-14